



Wisconsin Child Abuse and Neglect Report

Annual Report for Calendar Year 2021
to the Governor and Legislature
Wis. Stat. s. 48.47(8)

This report is available on the internet at
<https://dcf.wisconsin.gov/files/cwportal/reports/pdf/can.pdf>

Released December 2022

Please email the DCF Child Welfare Research and Analytics Section at:
DCFCWRA@wisconsin.gov with any questions regarding this report.

Table of Contents

Letter from the Administrator

| | |
|---|------------|
| Executive Summary | 1.1 |
| Introduction | 1.2 |
| Structure of Child Protective Services in Wisconsin | 1.2 |
| Child Abuse and Neglect Definitions | 1.2 |
| Overview of the Child Protective Services Process | 1.4 |
| Key Terms..... | 1.5 |
| Child Protective Services Process | 2.1 |
| Child Protective Services - Access..... | 2.1 |
| Child Protective Services - Initial Assessment..... | 2.3 |
| Reporters | 3.1 |
| Reporter’s Relationship to Alleged Child Victim | 3.1 |
| Reporter’s Allegations and Subsequent Findings | 3.4 |
| Victims | 4.1 |
| Characteristics of Maltreated Children..... | 4.1 |
| Gender | 4.1 |
| Age | 4.2 |
| Race and Ethnicity | 4.5 |
| Abusive Head Trauma and Impacted Babies | 4.6 |
| Fatalities | 4.6 |
| Profile of Child Fatalities due to Substantiated Maltreatment | 4.8 |
| Maltreaters | 5.1 |
| Characteristics of Maltreaters..... | 5.1 |
| Gender..... | 5.1 |
| Age..... | 5.2 |
| Race and Ethnicity | 5.2 |
| Substantiated Allegations | 5.3 |
| Relationship to Victim..... | 5.4 |
| Services to Families | 6.1 |
| Safety Decisions and Services..... | 6.1 |
| CPS Removals of Children to an Out-of-Home Placement | 6.4 |
| Initial Assessment Disposition..... | 6.6 |
| Federal Performance Standards | 7.1 |
| Adoptions | 8.1 |
| Recommendations for Additional Legislation and Other Actions | 9.1 |

Table of Contents

| | |
|--|------|
| Appendix A | |
| Child Maltreatment Related Statutes | 10.1 |
| Appendix B | |
| Unborn Child Abuse | 11.1 |
| Appendix C | |
| An Overview of the CPS Process | 12.1 |
| Appendix D | |
| Data Collection and Interpretation | 13.1 |
| Appendix E | |
| Total CPS Referrals and Screening Decisions by County | 14.1 |
| Appendix F | |
| CPS Reports per 1,000 Children by County | 15.1 |
| Appendix G | |
| County Maltreatment Substantiation Rates | 16.1 |
| Appendix H | |
| Child Victimization Rate by County | 17.1 |
| Appendix I | |
| Total Maltreatment Allegations by Maltreatment Type and Maltreatment Finding by County | 18.1 |
| Appendix J | |
| County Maltreatment Allegation Substantiation Rate by Maltreatment Type | 19.1 |
| Appendix K | |
| Count and Percentage of CPS Initial Assessments by Maltreater Relationship by County | 20.1 |
| Appendix L | |
| Safety Assessment Results in Primary Caregiver CPS Initial Assessments by County | 21.1 |
| Appendix M | |
| Where to Report Child Maltreatment | 22.1 |

Letter from the Administrator

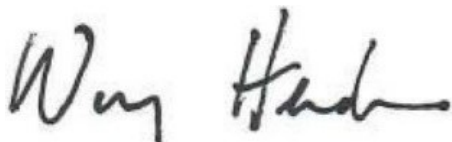
The Wisconsin Department of Children and Families is steadfast in its commitment to supporting children in their own homes, as safe and loved members within their families and communities.

Children belong with their families, and this is supported by research and history, along with significant changes in federal policy and funding priorities. In living out the DCF vision stated above, we are challenged to reorient the child welfare system to a new purpose - strengthening all Wisconsin families to raise their children. Programs have been developed to prevent families from further involvement with the system via legal advocacy, to mentor parents in the midst of their child welfare experience, and to fund the resources and supports needed to keep children safely in their own homes.

DCF considers these programs and this work as some of the most compelling and effective ways to achieve its mission. The way we view the data captured in the annual CAN Report shifts when we reconsider the department's orientation toward the goal of keeping children supported and together with their families. A few areas to consider while reading the report and how to connect what the data reflects to the outlined system changes mentioned above include:

- The number of children removed within 60 days of a CPS report decreased by 22%, from 3,213 children in 2019, to 2,508 children in 2021 – 705 fewer children. These are children who were able to remain in their own homes with their families. These numbers reflect the work done at the local level to connect those families with resolutions for an immediate need.
- The number of children enrolled in the Targeted Safety Support Funds (TSSF) increased by 36%, from 2,464 children in 2020 to 3,353 in 2021 – 889 more children. The number of children served in TSSF is roughly half the number of children in out of home care at any given moment; children whose services increased, whose parents were better supported, and who were able to remain in home.
- Conversely, the number of substantiated allegations of maltreatment decreased by only 4%, from 4,933 in 2019 to 4,736 in 2021 – 197 fewer substantiated allegations. From decades of research and our own data, we know that the largest number of these allegations are for neglect. As all Wisconsin families continue to feel the after-effects of a pandemic – physically, financially, and emotionally – how does this impact our already vulnerable families in poverty? Where can DCF shore up the supports families need to remain safe and together?

We hope that with greater availability of resources and services, there continues to be families more deeply rooted, happily, healthily, and together.



Wendy Henderson

Division of Safety and Permanence Administrator
Wisconsin Department of Children and Families

Executive Summary

In calendar year 2021, county child protective services (CPS) agencies and the Division of Milwaukee Child Protective Services (DMCPS) received a total of 74,280 referrals from reporters alleging maltreatment of children. Legal/law enforcement, educational personnel, and social service professionals accounted for the largest sources of CPS referrals. CPS agencies screened-in a total of 23,385, or 31.5 percent, of these referrals. These screened-in referrals could involve multiple children within each referral and together they accounted for 22,513 CPS initial assessments with families. At the child level, there were 37,532 CPS maltreatment referrals involving 31,528 alleged child victims across 19,214 cases and 43,166 allegations of maltreatment. Some children were involved in more than one report and/or were affected by multiple allegations of maltreatment.

Allegations and Findings

Neglect was the most common type of maltreatment allegation during calendar year 2021, followed by physical abuse, sexual abuse, and emotional abuse. Of the 37,532 CPS maltreatment reports, 4,734 were substantiated allegations of maltreatment, representing 12.5 percent of the total. The maltreatment allegation type accounting for the most substantiated findings during calendar year 2021 was neglect.

Child Victims

There were 4,248 unique child victims of maltreatment in 2021. A child is a victim if they had at least one substantiated maltreatment finding at the conclusion of a CPS initial assessment. This represents 3.4 children per 1,000 children in Wisconsin. Females were more likely to be victims than males due to higher rates of sexual abuse. In calendar year 2021, 26 children died from substantiated maltreatment.

Maltreaters

Males accounted for the majority of maltreaters in sexual and physical abuse cases, while females accounted for the majority of maltreaters in neglect cases. Primary caregivers accounted for 89.3 percent of the substantiated maltreatment.

CPS Services

Of the families involved in CPS initial assessments during calendar year 2021, 14.2 percent of families received services from the CPS agency and 11.2 percent were referred by the CPS agency to a community resource. During 2021, 2,508 children were removed from their family home and placed in an out-of-home placement within 60 days of CPS report in order to ensure child safety.

Data Source

Data for this report are from the Child Welfare Data Warehouse (dWiSACWIS). The data in dWiSACWIS are sourced from the electronic Wisconsin Statewide Automated Child Welfare Information System (eWiSACWIS). CPS agencies use eWiSACWIS to manage their cases. The body of the report provides statewide composite data; county-specific detail is in the appendices.

Introduction

Child protective services (CPS) is a key component of the child welfare system. CPS intervention is warranted whenever there is a report that a child may be unsafe, abused or neglected, or at risk of maltreatment. The CPS system identifies and addresses family conditions that make children unsafe or place them at risk for maltreatment. Services provided by CPS agencies include receiving reports of alleged child maltreatment, assessing these reports as needed, implementing plans to keep children safe, and coordinating services for children and families. The Wisconsin Child Welfare Model for Practice, developed by the Department of Children and Families and the county and tribal human services agencies in collaboration with stakeholders, is the compass that directs our work and guides decision-making. As articulated in the Model for Practice, the purpose of Wisconsin's child welfare system is to help children thrive in safe environments and empower families to provide safe, permanent, and nurturing homes for their children. The system aims to meet this purpose by supporting children and youth in their own home, family, tribe, and community, whenever possible.

When it is not possible to keep children safely in their home, the system engages with the courts and others to provide a safe, stable, and temporary home that nurtures and supports the children's development. The system aims to transition children in out-of-home care safely and quickly back to their family, whenever possible, or to another permanent home.

The system strives to engage with children, youth, and families to expand healthy connections in their community and tribes and to bolster resiliency in families to help them thrive. To achieve these objectives, we are committed to key values and principles, including trust, respect, engagement, accountability, trauma-informed practices, culturally responsible practices, workforce support, and family-centered approaches.

This Wisconsin Child Abuse and Neglect Report reflects data collected during calendar year 2021 regarding reports of child maltreatment in Wisconsin. The Department of Children and Families compiled this report to assist state policymakers, service providers, and the public in understanding and effectively responding to child maltreatment.

Structure of Child Protective Services in Wisconsin

CPS agencies are responsible for identifying and addressing conditions affecting child safety in the home for families who come to the attention of these agencies. In Wisconsin, our state-supervised, county-administered system, with the exception of Milwaukee County, where the state administers the CPS program, helps meet this critical social responsibility. Alleged child maltreatment is reported to 71 county social or human services departments, the Division of Milwaukee Child Protective Services (DMCPS) in Milwaukee County, or to local law enforcement agencies. Alleged child maltreatment involving tribal children is also reported to county CPS agencies and DMCPS or to local law enforcement; CPS agencies and DMCPS are required to notify the tribe of the referral within 24 hours of its receipt. Please refer to Appendix M for a website link that directs the individual to a complete list of contact information for these county departments.

Child Abuse and Neglect Definitions

State laws define child abuse and neglect. These definitions provide the basis for persons to report suspected child maltreatment and guide county agencies in their response. Throughout this report, the terms 'child maltreatment' and 'child abuse and/or neglect' have the same meaning and can be used interchangeably. Refer to Appendix A for a list of Wisconsin's child maltreatment related statutes. State laws and policies concerning child maltreatment pertain to children 17 years of age and younger, unless otherwise specified. Child maltreatment is generally divided into four basic types: neglect, physical abuse, sexual abuse, and emotional abuse.

Neglect

Neglect is defined in the statutes as "failure, refusal or inability on the part of a caregiver, for reasons other than poverty, to provide necessary care, food, clothing, medical or dental care or shelter so as to seriously endanger the physical health of the child." [Ref. Wis. Stat. s. 48.02(12g)]

Physical abuse

Physical abuse is defined as “physical injury inflicted on a child by other than accidental means.” [Ref. Wis. Stat. s. 48.02(1)(a)] “Physical injury includes but is not limited to lacerations, fractured bones, burns, internal injuries, severe or frequent bruising or great bodily harm, as defined in s. 939.22(14).” [Ref. Wis. Stat. s. 48.02(14g)]

Sexual abuse

Sexual abuse is defined by cross-referencing several crimes in the Wisconsin Criminal Code section of the statutes (see Appendix A). In summary, sexual abuse includes but is not limited to the following:

- Sexual intercourse or sexual contact with a child 15 years of age or less;
- Sexual intercourse or sexual contact with a 16- or 17-year old child without his or her consent;
- Inducement of a child to engage in sexually explicit conduct in order to videotape, photograph, etc., that child or videotaping, photographing, etc., a child for such purposes, or producing, distributing, selling or otherwise profiting from such a videotape, photograph, etc.;
- Encouragement by or permission of a person responsible for a child's welfare for a child to engage in sexually explicit conduct for the purpose of videotaping, photographing, etc.;
- Causing a child to view or listen to sexual activity;
- Exposing genitals to a child; or
- Trafficking a child for the purpose of a commercial sex act.

Emotional abuse

Emotional abuse is defined as “emotional damage for which the child’s parent, guardian or legal custodian has neglected, refused or been unable for reasons other than poverty to obtain the necessary treatment or to take steps to ameliorate the symptoms.” [Ref. Wis. Stat. s. 48.02(1)(gm)]

The definitions of neglect and emotional abuse involve failure on the part of parents or other persons responsible for a child to provide necessary care for a child. The definitions of physical abuse and sexual abuse include harm to a child by any person. Therefore, physical or sexual abuse of a child can include assaults by a parent, strangers, persons unrelated to a child’s family, or peers.

In many of these cases, in addition to the CPS assessment, law enforcement is involved and criminal prosecution of the person who harmed the child may occur. However, in most child abuse and neglect cases, the parties involved are family members and solutions involve CPS interventions with the family. In some of these cases, court intervention is required to assure safety for the child and to provide services for the family.

Unborn child abuse

Unborn child abuse is defined as “serious physical harm inflicted on the unborn child, and the risk of serious physical harm to the child when born, caused by the habitual lack of self-control of the expectant mother of the unborn child in the use of alcohol beverages, controlled substances or controlled substance analogs, exhibited to a severe degree.” [Ref. Wis. Stat. s. 48.02(1)(am)]

Due to the unique nature of this maltreatment type, unborn child abuse data is excluded from the body of this report and presented separately in Appendix B.

Overview of the Child Protective Services Process

CPS agencies follow numerous state and federal policies, and practice standards as they strive to keep children safe from harm. The CPS process can be divided into three parts: CPS access, CPS initial assessment, and CPS ongoing services. The section of this report titled the 'Child Protective Services Process' provides further detail about CPS access and CPS initial assessment. The section of this report entitled 'Services to Families' addresses CPS ongoing services. Appendix C shows an overview of the CPS process in Wisconsin, with a flowchart illustrating the different paths a child maltreatment report may take.

During CPS access, the agency receives information about suspected child maltreatment from community sources referred to as "reporters". Based on this information, the agency determines if the referral constitutes an allegation of child maltreatment or threatened harm as defined by Wisconsin Statutes. If an allegation rises to this level the referral is screened in for further assessment, and if it does not, the referral is screened out. At this stage, screened-out CPS referrals are no longer part of the CPS process. However, the CPS agency may refer the family to community services or offer to provide voluntary agency services to address family concerns not related to child safety.

All screened-in CPS referrals move on to the next stage of the CPS process, CPS initial assessment. Based on all the information gathered as part of the CPS access process, the CPS agency designates a response time, ranging from a same-day response to within five days, by which an initial face-to-face contact with the child/family must occur.

The primary purpose of the CPS initial assessment is to respond and plan for child safety and determine whether the child and family are in need of services to keep the child safe. The CPS initial assessment generally involves interviews with the child, family, and other individuals closely involved with the family. Based on information gathered through the CPS initial assessment, the agency determines whether one or more types of abuse or neglect have occurred. The CPS agency must make a finding for all allegations unless critical information sources are unavailable for interview.

In addition, the information is used to make decisions about child safety. If a child is unsafe, the CPS agency must work with the family to develop a plan to address child safety. If the family needs support and services in order to keep the child safe, the family may voluntarily participate in CPS services or be court-ordered to participate. If the children present in the home are determined to be safe, the case may be closed. The CPS agency may still offer/refer the family to other community services or voluntary services within the agency to address other concerns not related to child safety.

Key Terms

This section provides a brief review of key CPS terms. Further contextual understanding of these terms can be gained by reading the narrative in each section of this report.

Abusive Head Trauma: A severe form of brain injury that occurs when an infant or young child is shaken forcibly enough to cause the brain to rebound against his or her skull. (Wis. Stat. s. 253.15(1)(f))

Alleged Maltreater: A person, in a screened-in referral, who is asserted to have committed one or more maltreatment acts against one or more children.

Alleged Victim: A child with one or more maltreatment allegations in a screened-in referral that have not yet been assessed.

Alternative Response: A non-investigatory initial assessment approach for families that meet established criteria, which creates flexibility within the initial assessment process in order to engage families, conduct an assessment and ensure child safety. This approach results in a determination of whether services are needed or not needed, if the child is safe, and if services are needed to ensure child safety.

Child Victimization Rate: The number of unique children who were victims of substantiated maltreatment out of a population of 1,000 children. The child victimization rate is calculated by dividing the total number of unique children who were victims of substantiated maltreatment by Wisconsin's total child population.

CPS Agency: The county social or human service department or the Division of Milwaukee Child Protective Services (DMCPS) responsible for addressing concerns related to child safety in the home for families who come to the attention of these agencies.

CPS Report: Each child identified in a screened-in referral as an alleged victim of maltreatment or threatened maltreatment is considered one CPS report. One CPS report can have multiple allegations involving the same child.

Impacted Baby: An infant or young child who suffers death or great bodily harm as a result of being thrown against a surface, hard or soft. (Wis. Stat. s. 253.15(1)(d))

Impending Danger: A foreseeable state of danger in which family behaviors, attitudes, motives, emotions and/or situations pose a threat which may not be currently active, but can be anticipated to have severe effects on a child at any time in the near future and requires safety intervention.

Initial Assessment: A comprehensive assessment conducted in response to a report of alleged child maltreatment. A CPS initial assessment is completed in order to: assess and analyze threats to child safety; take action, when necessary to control threats to child safety; determine the need for CPS ongoing services (court-ordered or voluntary); determine whether maltreatment occurred; and assist families in identifying useful community resources. The term CPS initial assessment includes the CPS investigation process as defined in section 48.981(3)(c) of the Wisconsin Statutes.

Initial Assessment Disposition: The action taken by the CPS agency on the family's case (e.g. case opened for CPS services, case closed, etc.) as a result of a decision regarding child safety and the initial assessment finding.

Initial Assessment Finding: The overall maltreatment finding for the case, upon completion of the CPS initial assessment, of whether abuse was substantiated, unsubstantiated, or unable to locate sources of information and/or subjects of the report - unsubstantiated.

Maltreater: A person, who after the CPS initial assessment of a screened-in referral, has had at least one allegation of child maltreatment found to be substantiated by the CPS agency.

Maltreatment Allegation: An assertion of one type of child abuse or neglect involving one or more alleged maltreater(s) for a single alleged victim. For the purposes of this report, maltreatment allegations are one of four types: neglect, physical abuse, sexual abuse, or emotional abuse.

Maltreatment Finding: The CPS agency's determination of whether a maltreatment allegation has occurred or not (substantiated or unsubstantiated). If critical sources are unavailable for interview and it is impossible to make a finding, the maltreatment finding is, "not able to locate sources of information and/or subjects of the report – unsubstantiated."

Wisconsin Child Abuse and Neglect Report for CY2021

Reporter: The person who contacts a CPS agency with information regarding alleged maltreatment of a child or children.

Safety Assessment and Analysis: Information gathered by the agency during the CPS initial assessment and throughout the life of the case pertaining to whether the conditions present in the home make the child/children living in the home safe or unsafe. The results of the safety assessment and a safety analysis of the family environment are used to inform the safety decision.

Safety Decision: The CPS agency's determination of whether a child is safe or unsafe based on the safety assessment and analysis. If the home is unsafe, the CPS agency implements a safety plan to assure the child is safe and protected. If the home is safe, the CPS agency may refer the family for voluntary CPS services or other community services, as needed.

Screened-in Referral: One or more allegations of child maltreatment in the referral (which may include one or more children in a family) that have been deemed as rising to the level of maltreatment or threat of maltreatment as defined by Wisconsin statutes and therefore must be assessed.

Screened-out Referral: All allegations in the referral are deemed as not rising to the level of maltreatment or threat of maltreatment as defined by Wisconsin statutes. No further assessment of the allegation is required. The family may be referred for voluntary CPS services or other appropriate community services.

Substantiation: The information gathered during the CPS initial assessment provides a preponderance of evidence (that is, the proof shows that the fact sought to be proved is more probable than not) that the maltreatment allegation made in the CPS report or identified during a CPS initial assessment has occurred. In general, a known maltreater is substantiated for the maltreatment; however, an allegation can also be substantiated when the maltreater is unknown or not identified.

Traditional Response: An initial assessment approach focused on assessment of maltreatment allegations and ensuring child safety. This approach results in a determination of whether child abuse and/or neglect maltreatment is substantiated or unsubstantiated, a determination of who caused the child abuse and/or neglect, if the child is safe, and if services are needed to ensure child safety.

Victim: A child who had at least one of the maltreatment allegations found to be substantiated as a result of a CPS initial assessment.

Child Protective Services Process

This section reviews the process counties undertake when they receive an allegation of child abuse and/or neglect. Please refer to Appendix C for a diagram of this process.

Child Protective Services - Access

As shown in Table 1, during calendar year 2021, CPS agencies received a total of 74,280 referrals; 50,895 of these were screened-out and 23,385 were screened-in. All screened-in referrals were subsequently assessed by the CPS agency, and are the subject of the next section of this report, CPS initial assessment. Appendix E shows a breakdown of referrals and screening decisions by county for calendar year 2021. Appendix E also shows screening decisions made on non-CPS reports (service referrals) by county.

Table 1

Total Wisconsin CPS Referrals and Screening Decisions
2021

| Number of Referrals | Screened-out Referrals | Percent Screened-out | Screened-in Referrals | Percent Screened-in |
|---------------------|------------------------|----------------------|-----------------------|---------------------|
| 74,280 | 50,895 | 68.5% | 23,385 | 31.5% |

A CPS report is created for each child who is identified in a screened-in referral as an alleged victim of child maltreatment or threatened maltreatment. The number of unique screened-in referrals (23,385) is smaller than the number of CPS maltreatment reports (37,532) because one referral may include information about multiple children and each child in the referral is counted as a unique CPS report. For example, a referral from a community reporter may allege maltreatment against three children in a family. For purposes of this report, the CPS agency received one referral through the reporter's phone contact with the CPS county agency; however, three CPS reports were counted as there were three children who each had one or more maltreatment allegations. Please refer to Figure 2 for further explanation.

Table 2, below, shows the number of CPS maltreatment reports per 1,000 children in Wisconsin during calendar year 2021. Approximately 29.8 out of 1,000 Wisconsin children were involved in a report of alleged maltreatment in 2021. Appendix F lists the total number of CPS reports and CPS reports per 1,000 children by county during 2021.

Table 2

CPS Maltreatment Reports per 1,000 Wisconsin Children * ^
2021

| Child Population (Ages 0-17) | Screened-in Referrals | Number of CPS Maltreatment Reports | CPS Reports per 1,000 Children |
|------------------------------|-----------------------|------------------------------------|--------------------------------|
| 1,258,524 | 23,385 | 37,532 | 29.8 |

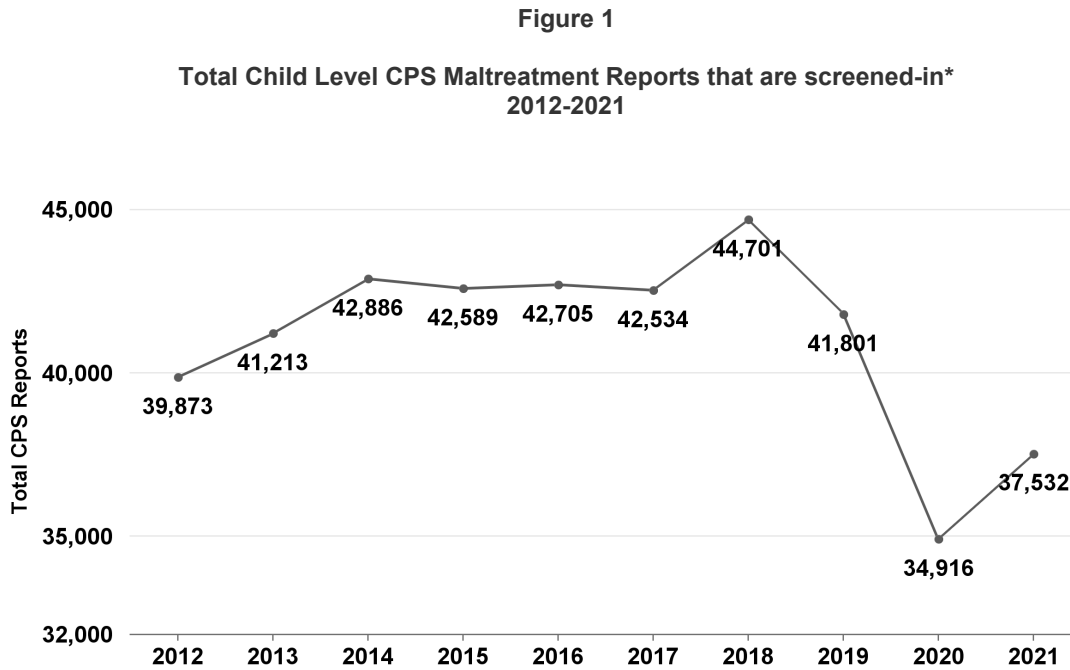
* There are 31,528 unique children included in these 37,532 CPS maltreatment reports. The identification of CPS reports by child population is based on the total number of CPS reports.

^ Population Source: Office of Juvenile Justice 2020 Easy Access Population Profile: <https://ojjdp.gov/>

Per capita measures in the 2021 report use data from the 2020 census as the denominator.

Wisconsin Child Abuse and Neglect Report for CY2021

Below, Figure 1 displays the total number of CPS maltreatment reports received by CPS agencies from 2012 through 2021. The number of CPS maltreatment reports has fluctuated between 34,916 and 44,701 reports over this time period. Overall, there was a 5.9 percent decline in CPS maltreatment reports over the past ten years.



* Historic data displayed in this chart may be slightly different, and generally larger, than previously published Child Abuse and Neglect Reports due to data updates. Updates may be due to the appeals process resulting in overturned decisions or a lag in data entry.

Child Protective Services - Initial Assessment

The primary purpose of the CPS initial assessment is to respond and plan for child safety and determine whether the child and family are in need of any services to help keep the child safe. The CPS initial assessment process does not result in establishing legal culpability; instead, the case is referred to law enforcement and possibly the courts for that purpose. The CPS initial assessment must be conducted in with the [Child Protective Service Access and Initial Assessment Standards](#) and these standards recognize that the CPS role must differ in cases of familial and non-familial maltreatment.

In cases of maltreatment involving primary caretakers, the CPS initial assessment includes an interview with and observation of the child, a visit to the family home, an interview with any siblings, and an interview with the child's caregiver(s). Interviews may also include other persons that have relevant information about the maltreatment or threats to child safety. Decisions that must be made during the CPS initial assessment include: whether the child is safe; whether maltreatment occurred; who the maltreater (s) was (if they can be identified); and whether the family is in need of services to attend to child safety. Many elements enter into the decision-making process including: the child's ability to function and communicate; parent/caregiver protective capacities; physical evidence; overall family functioning; and the absence or presence of stressful family circumstances.

Upon completion of a CPS initial assessment, the agency must determine whether child maltreatment occurred. Initial assessment findings for allegations of maltreatment are either "substantiated" or "unsubstantiated". Additionally, a third finding may be used: "not able to locate sources of information and/or subjects of the report – unsubstantiated". This finding is to be used only when the agency is unable to locate critical persons involved in the report, making it impossible to gather the information needed to make a determination.

Substantiated cases refer only to cases in which CPS professionals determine, based upon a preponderance of the evidence, that child maltreatment occurred. A preponderance of evidence is a lower standard of evidence than that needed for proof in juvenile or criminal court procedures. The agency may also determine that maltreatment occurred without identifying a particular person that maltreated a child. Therefore, the agency has the authority to respond to children in need of protection or services even when a specific maltreater cannot be positively identified. A substantiated maltreatment finding is not correlated with the safety finding as that is a separate determination. Further a substantiated maltreatment finding is not necessary for a family to be offered services.

During the CPS initial assessment, the CPS agency must also assess for child safety, whether the child or children in the home are in danger of child maltreatment. If the child or children are unsafe, regardless of whether there is a substantiation decision, the CPS agency must create a safety plan to control identified threats to child safety. The safety decision and services offered to the family as a result of the CPS initial assessment are the focus of the section of this report entitled "Services to Families".

Alternative response assessments do not result in substantiated or unsubstantiated determinations. Rather, these assessments result in findings of either "services needed" or "services not needed", depending on the result of the assessment. No data is presented on alternative response findings below because not all counties participate in these assessments, and there is not enough data to report.

Wisconsin Child Abuse and Neglect Report for CY2021

Figure 2, below, provides a flowchart of how CPS access referrals are related to unique CPS reports, maltreatment allegations, child victims, and initial assessment allegations.

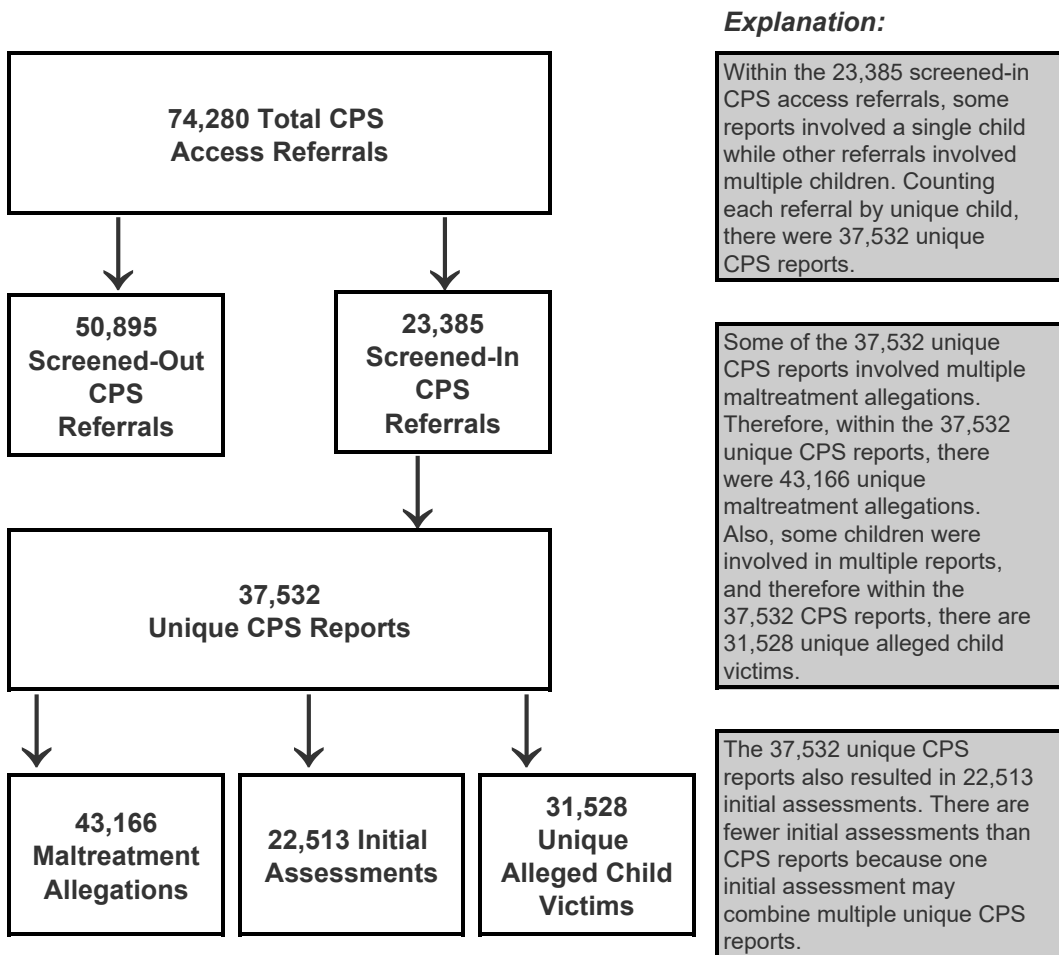
CPS Report:

Each child identified in a screened-in referral as an alleged victim of maltreatment or threatened maltreatment is considered one CPS report. One CPS report can have multiple allegations involving the same child.

Screened-in Referral:

One or more allegations of child maltreatment in the referral (which may include one or more children in a family) that have been deemed as rising to the level of maltreatment or threat of maltreatment as defined by Wisconsin statutes and therefore must be assessed.

Figure 2
Flowchart of how CPS Access Referrals are Related to Initial Assessments 2021



As seen in Figure 2, the number of CPS initial assessments (22,513) is lower than the number of CPS maltreatment reports (37,532) because multiple maltreatment reports containing different maltreatment allegations for a child may be assessed during one CPS initial assessment. Also, there are more maltreatment allegations (43,166) than children listed in maltreatment reports (31,528) and CPS initial assessments (22,513) because maltreatment allegations are counted for each instance of maltreatment for an alleged victim. As children may have multiple allegations of maltreatment, and as one initial assessment may assess multiple allegations, these figures will always be lower than the total number of maltreatment allegations.

Wisconsin Child Abuse and Neglect Report for CY2021

Table 3, below, shows the statewide maltreatment substantiation rate for calendar year 2021 was 12.5 percent. The maltreatment substantiation rate is the proportion of maltreatment allegations that were found to be substantiated after the conclusion of the CPS initial assessment. The substantiation rate is calculated by dividing all substantiated maltreatment allegations for calendar year 2021 by the total number of traditional response maltreatment allegations. Appendix G shows the substantiation rate by county for 2021.

Table 3

Wisconsin Maltreatment Substantiation Rate 2021

| Number of CPS Maltreatment Reports | Number of Maltreatment Allegations * | Maltreatment Substantiation Count | Maltreatment Substantiation Rate |
|------------------------------------|--------------------------------------|-----------------------------------|----------------------------------|
| 37,532 | 37,853 | 4,734 | 12.5% |

* The total number of maltreatment findings presented does not include the 5,313 maltreatment findings of services needed and services not needed associated with alternative response assessments.

Table 4, below, shows the child victimization rate for calendar year 2021. The child victimization rate is the number of unique children who were victims of substantiated maltreatment out of a population of 1,000 children. The child victimization rate is calculated by dividing the total number of unique children who were victims of substantiated maltreatment by Wisconsin's total child population. Please note that of these 4,248 substantiated child victims, 429 children were victims of two or more substantiated instances of maltreatment. Appendix H shows the child victimization rate for calendar year 2021 by county.

Table 4

Wisconsin Unique Child Victimization of Substantiated Maltreatment Rate * 2021

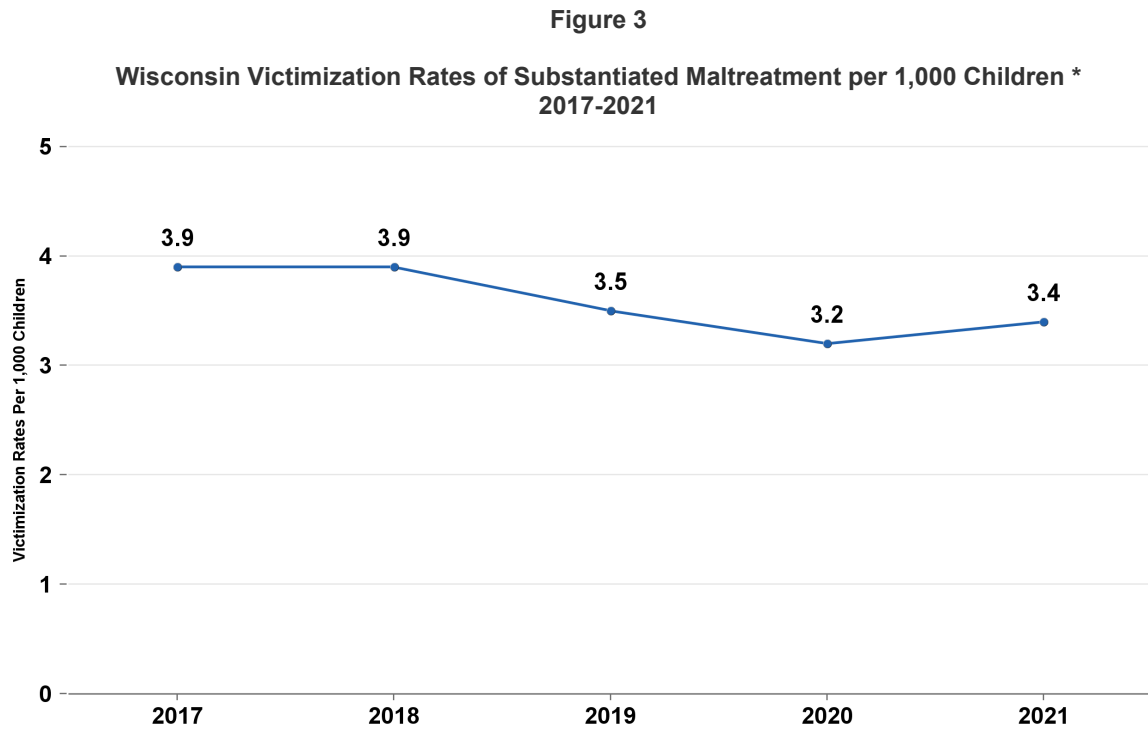
| Child Population (Ages 0-17) | Number of Unique Child Victims | Child Victims per 1,000 Children |
|------------------------------|--------------------------------|----------------------------------|
| 1,258,524 | 4,248 | 3.4 |

* Population Source: Office of Juvenile Justice 2020 Easy Access Population Profile: <https://ojjdp.gov>

Per capita measures in the 2021 report use data from the 2020 census as the denominator.

Wisconsin Child Abuse and Neglect Report for CY2021

Below, Figure 3 displays the child victimization rate in Wisconsin over a five-year period. As seen in Figure 3, the maltreatment rate has fluctuated during this time span between a low of 3.2 children maltreated per 1,000 children, and a high of 3.9 children maltreated per 1,000 children.



* Historic data displayed in this chart may be slightly different, and generally larger, than previously published Child Abuse and Neglect Reports due to data updates. Updates may be due to the appeals process resulting in overturned decisions or a lag in data entry.

Wisconsin Child Abuse and Neglect Report for CY2021

Figure 4, below, depicts the maltreatment substantiation rates in Wisconsin from 2012 through 2021. Here we see there was a 0.2 percentage point increase in substantiation rates over this time period. The substantiation rate has remained relatively steady over the last ten years. While the substantiation rate for the state has remained relatively steady over the last ten years, please note that county substantiation rates vary from Menominee (0.5%) to Marathon (40.2%).

Figure 4

**Wisconsin Maltreatment Substantiation Rates
2012-2021**

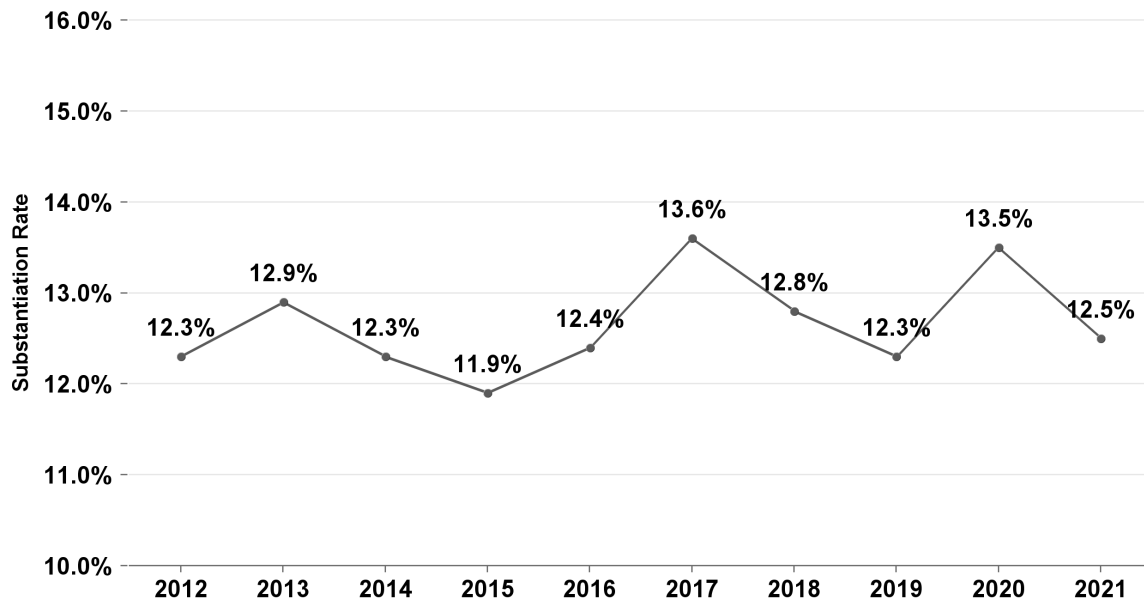


Table 5, below, examines maltreatment allegations by maltreatment type (neglect, physical abuse, sexual abuse and emotional abuse) and maltreatment finding for 2021. For specific allegations of maltreatment, the maltreatment finding may be substantiated, unsubstantiated, or not able to locate sources of information and/or subjects of the report – unsubstantiated. Appendix I shows a county-by-county breakdown by maltreatment allegation type and finding.

Table 5

**Total Maltreatment Allegations by Maltreatment Findings and Maltreatment Type *
2021**

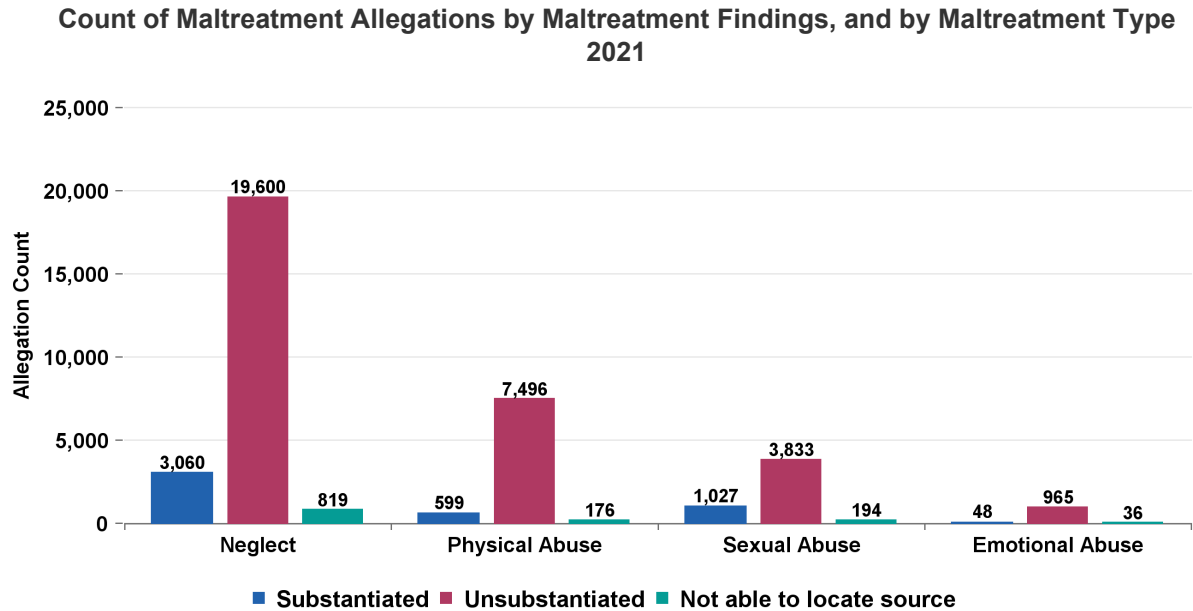
| Maltreatment Type | Substantiated | Unsubstantiated | Not able to locate source | Total |
|------------------------|---------------|-----------------|---------------------------|---------------|
| Neglect | 3,060 | 19,600 | 819 | 23,479 |
| Physical Abuse | 599 | 7,496 | 176 | 8,271 |
| Sexual Abuse | 1,027 | 3,833 | 194 | 5,054 |
| Emotional Damage/Abuse | 48 | 965 | 36 | 1,049 |
| Total | 4,734 | 31,894 | 1,225 | 37,853 |

* The total number of maltreatment findings presented above does not include the 5,313 maltreatment findings of 'services needed' and 'services not needed' associated with alternative response assessments.

Wisconsin Child Abuse and Neglect Report for CY2021

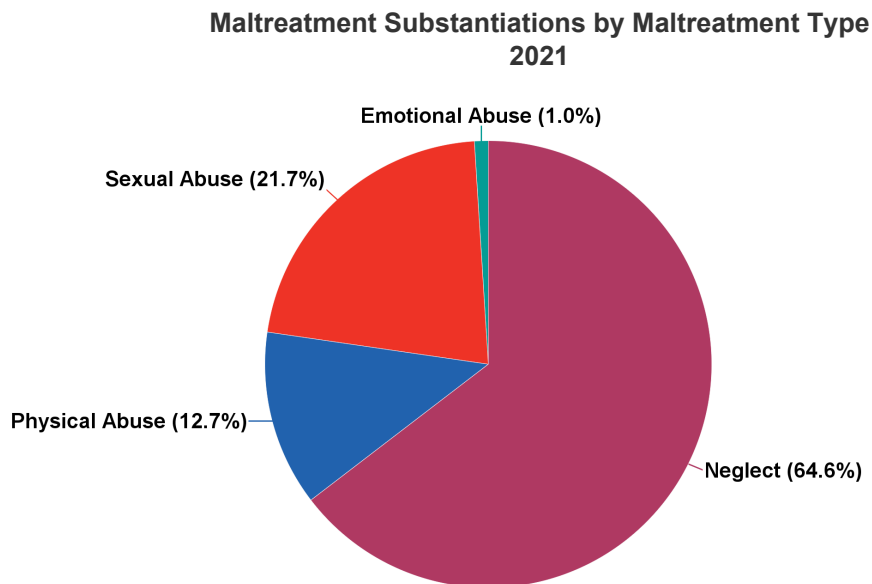
Figure 5, below, displays the maltreatment allegation findings from all CPS initial assessments by maltreatment type for calendar year 2021. The figure displays the maltreatment types with the most to least allegations from left to right. Thus, neglect is the most alleged type of maltreatment, followed by physical abuse, sexual abuse, and emotional abuse. The figure also shows that the maltreatment type with the most substantiations is neglect, followed by sexual abuse, physical abuse, and emotional abuse.

Figure 5



Below, Figure 6 shows percentages of substantiated maltreatment findings by type. More than half of substantiated allegations are neglect allegations. Sexual abuse and physical abuse make up 21.7 percent and 12.7 percent of substantiations, respectively. Emotional abuse accounts for less than one percent of all substantiations.

Figure 6



Wisconsin Child Abuse and Neglect Report for CY2021

Table 6, below, displays the percentage of maltreatment allegation substantiations by the type of maltreatment experienced. The figures on which these substantiation rates are based can be found in Table 5, which displays the total allegation and substantiation counts. To determine the substantiation rate by maltreatment type, the substantiation count for that type of maltreatment is divided by the total number of allegations for that maltreatment. For example, the physical abuse maltreatment substantiation percent was calculated by dividing the total number of substantiated physical abuse allegations (599) by the total number of physical abuse allegations (8,271). Appendix J shows the substantiation percent within maltreatment type by county for 2021.

Table 6

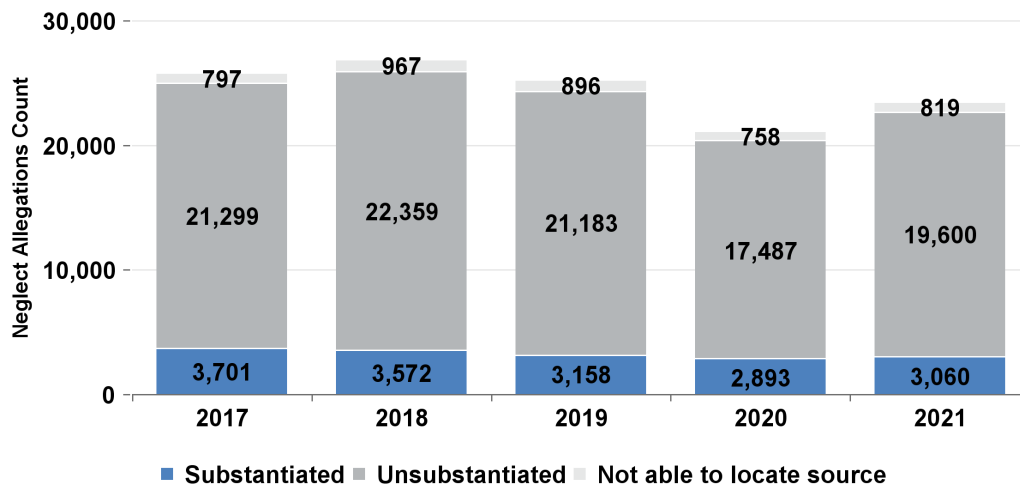
**Wisconsin Maltreatment Allegation Substantiation Rate by Maltreatment Type
2021**

| Neglect Substantiation Rate | Physical Abuse Substantiation Rate | Sexual Abuse Substantiation Rate | Emotional Abuse Substantiation Rate |
|--------------------------------|--|--|---|
| 13.0% | 7.2% | 20.3% | 4.6% |

Figure 7 through Figure 10, below, depict the maltreatment findings for each maltreatment type for 2017 through 2021. Overall, Figure 7 displays that neglect allegations decreased by 9.0 percent across this timespan, while neglect substantiations decreased by 17.3 percent. Please refer to Appendix D for further information regarding data interpretation.

Figure 7

**Neglect Allegation Findings *
2017-2021**

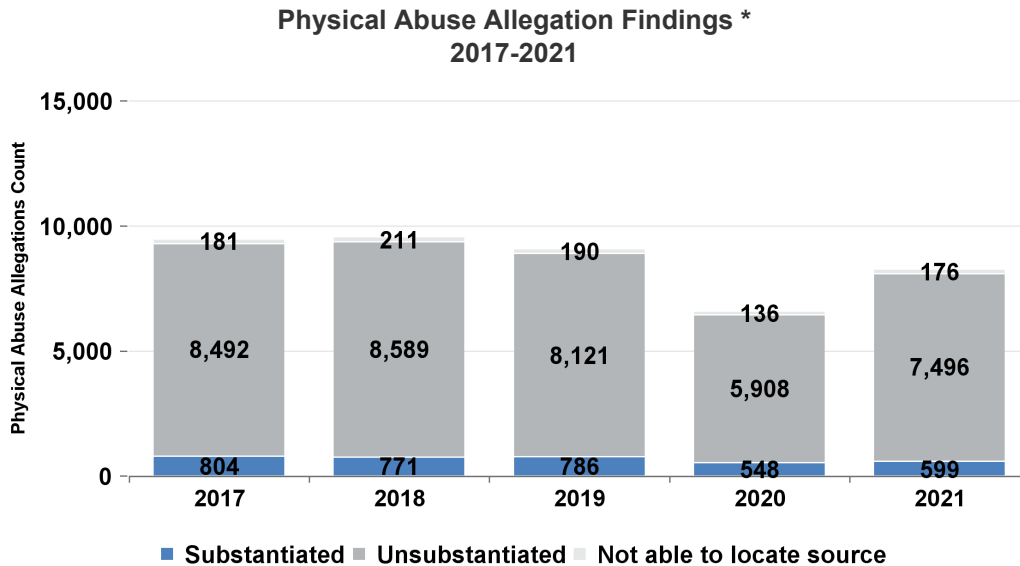


* Historical data displayed in this chart may be slightly different, and generally larger, than previously published Child Abuse and Neglect Reports due to data updates. Updates may be due to the appeals process resulting in overturned decisions or a lag in data entry.

Wisconsin Child Abuse and Neglect Report for CY2021

Figure 8 shows the physical abuse allegation findings from 2017 through 2021. The number of physical abuse allegations decreased by 12.7 percent, while over the same time period the physical abuse substantiations have decreased by 25.5 percent.

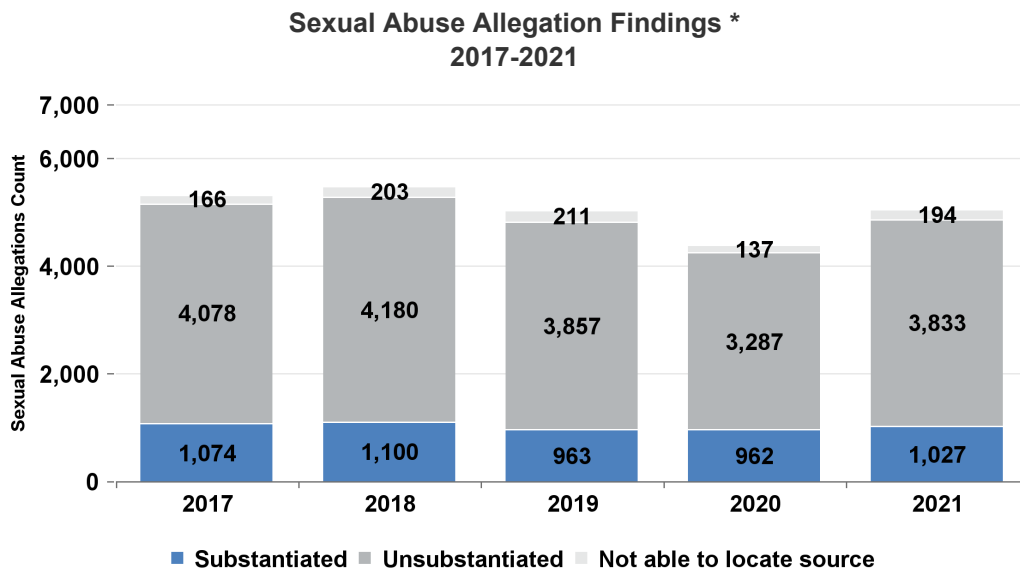
Figure 8



* Historical data displayed in this chart may be slightly different, and generally larger, than previously published Child Abuse and Neglect Reports due to data updates. Updates may be due to the appeals process resulting in overturned decisions or a lag in data entry.

Figure 9 displays the sexual abuse allegation findings from 2017 through 2021. Over this timespan, sexual abuse allegations have decreased by 5 percent while sexual abuse substantiations have decreased by 4.4 percent overall.

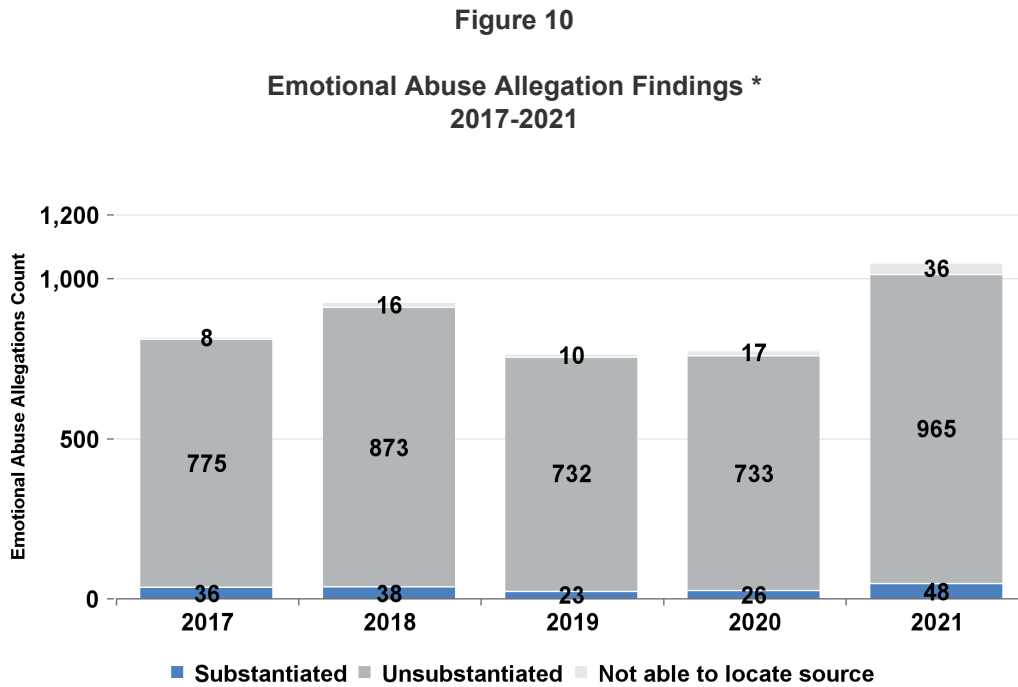
Figure 9



* Historical data displayed in this chart may be slightly different, and generally larger, than previously published Child Abuse and Neglect Reports due to data updates. Updates may be due to the appeals process resulting in overturned decisions or a lag in data entry.

Wisconsin Child Abuse and Neglect Report for CY2021

Figure 10 displays the emotional abuse allegation findings from 2017 through 2021.



* Historical data displayed in this chart may be slightly different, and generally larger, than previously published Child Abuse and Neglect Reports due to data updates. Updates may be due to the appeals process resulting in overturned decisions or a lag in data entry.

Note: Percentage increase figures on small samples can exaggerate the amount of change over time.

Wisconsin Child Abuse and Neglect Report for CY2021

Reporters

Reporters are persons who contact CPS agencies with information regarding alleged maltreatment of a child. This section reflects data on the reporters (i.e., sources) who made the reports to CPS agencies and includes both screened-in and screened-out referrals during calendar year 2021.

Reporter's Relationship to Alleged Child Victim

Certain individuals whose employment brings them into contact with children are required by Wis. Stat. s. 48.981(2) to report any suspected child maltreatment seen in the course of their professional duties. These individuals are referred to as mandated reporters. However, anyone who suspects a child is being maltreated may make such a report. Persons making referrals in good faith are immune from criminal or civil liability. Wisconsin's CPS delivery system requires any concerned individual to report suspected child maltreatment directly to the local CPS agency or law enforcement. Any referral of alleged child maltreatment received by law enforcement officials must subsequently be referred to the local CPS agency. More information about reporting suspected child maltreatment is available on the department's website at <https://dcf.wisconsin.gov/cps/reportabuse>.

Table 7, below, displays the count of all screened-in and screened-out referrals by the type of reporter during calendar year 2021. The table lists the reporter types in descending order from the most frequent reporters to the least frequent reporters.

Table 7

**Referrals by Reporter's Relationship to the Alleged Child Victim
2021**

| Reporter | Count of Referrals | Percent of Total Referrals |
|--|--------------------|----------------------------|
| Legal / Law Enforcement | 17,042 | 22.9% |
| Educational Personnel | 15,066 | 20.3% |
| Social Service Professional | 9,171 | 12.3% |
| Mental Health Professional | 7,710 | 10.4% |
| Parent of Child Victim | 6,344 | 8.5% |
| Other | 4,538 | 6.1% |
| Medical Personnel | 4,354 | 5.9% |
| Relative | 3,783 | 5.1% |
| Anonymous | 2,508 | 3.4% |
| Neighbor/Friend | 2,071 | 2.8% |
| Child Care Provider | 801 | 1.1% |
| Other Caregiver of Child Victim | 530 | 0.7% |
| Child Victim | 287 | 0.4% |
| Staff at Juvenile Corrections Facility | 55 | 0.1% |
| Maltreater | 20 | 0.0% |
| TOTAL | 74,280 | 100.00% |

For purposes of this report, reporters have been condensed into categories.

Wisconsin Child Abuse and Neglect Report for CY2021

Table 8, below, shows the types of maltreatment allegations that were screened in for a CPS initial assessment by reporter type. The number of allegations (43,166) exceeds the total number of screened-in referrals (23,385) because each referral may document more than one allegation of maltreatment per child, and each referral may also document multiple children. The reporters are listed in descending order, from the reporters who made the most maltreatment allegations to those who made the fewest maltreatment allegations.

Table 8

**Total Screened-In Maltreatment Allegations by Reporter's Relationship to the Alleged Child Victim
2021**

| Mandated Reporter | Reporter Category | Maltreatment Allegation Type | | | | |
|-------------------|--|------------------------------|----------------|--------------|-----------------|---------------|
| | | Neglect | Physical Abuse | Sexual Abuse | Emotional Abuse | TOTAL |
| Yes | Legal / Law Enforcement | 9,458 | 1,798 | 1,326 | 200 | 12,782 |
| Yes | Educational Personnel | 2,631 | 2,585 | 754 | 256 | 6,226 |
| Yes | Social Service Professional | 3,591 | 1,200 | 799 | 163 | 5,753 |
| No | Parent of Child Victim | 2,122 | 700 | 449 | 134 | 3,405 |
| No | Relative | 2,252 | 442 | 238 | 85 | 3,017 |
| Yes | Mental Health Professional | 1,161 | 756 | 742 | 164 | 2,823 |
| No | Other | 1,844 | 456 | 269 | 59 | 2,628 |
| No | Anonymous | 1,538 | 340 | 116 | 46 | 2,040 |
| Yes | Medical Personnel | 1,069 | 525 | 348 | 46 | 1,988 |
| No | Neighbor/Friend | 1,206 | 247 | 105 | 44 | 1,602 |
| Yes | Child Care Provider | 147 | 187 | 38 | 1 | 373 |
| No | Other Caregiver of Child Victim | 189 | 77 | 71 | 5 | 342 |
| No | Child Victim | 74 | 50 | 17 | 15 | 156 |
| Yes | Staff at Juvenile Corrections Facility | 5 | 5 | 10 | 2 | 22 |
| No | Maltreater | 4 | 5 | 0 | 0 | 9 |
| | TOTAL | 27,291 | 9,373 | 5,282 | 1,220 | 43,166 |

For purposes of this report, reporters have been condensed into categories.

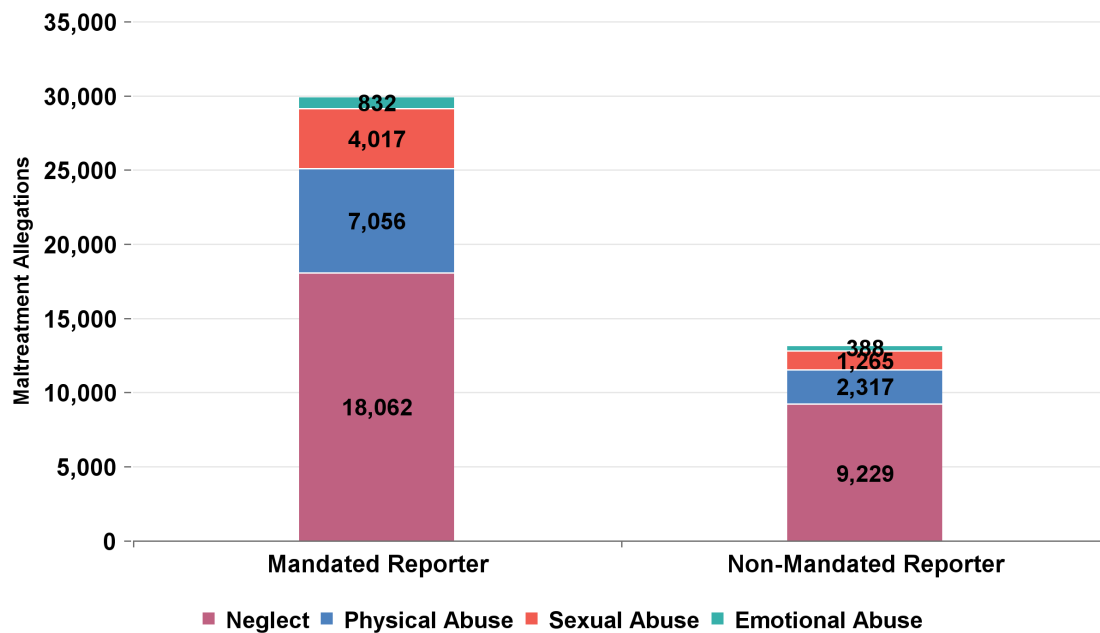
Wisconsin Child Abuse and Neglect Report for CY2021

Figure 11, below, shows total screened-in maltreatment allegations made by mandated versus non-mandated reporters by the maltreatment type alleged. Mandated reporters include legal/law enforcement personnel, educational personnel, social service professionals, mental health workers, medical personnel, and child care providers. A full list of mandated reporters by professions is available at <https://dcf.wisconsin.gov/cps/mandatedreporter>, as well as in Wis. Stat. s. 48.981(2).

Statewide, mandated reporters surpassed non-mandated reporters in the number of maltreatment allegations across each type of maltreatment. Mandated reporters made a total of 29,967 maltreatment allegations in 2021 as compared to the 13,199 maltreatment allegations made by non-mandated reporters.

Figure 11

Total Maltreatment Allegations by Maltreatment Type and by Mandated and Non-Mandated Reporters 2021



Reporters Allegations and Subsequent Findings

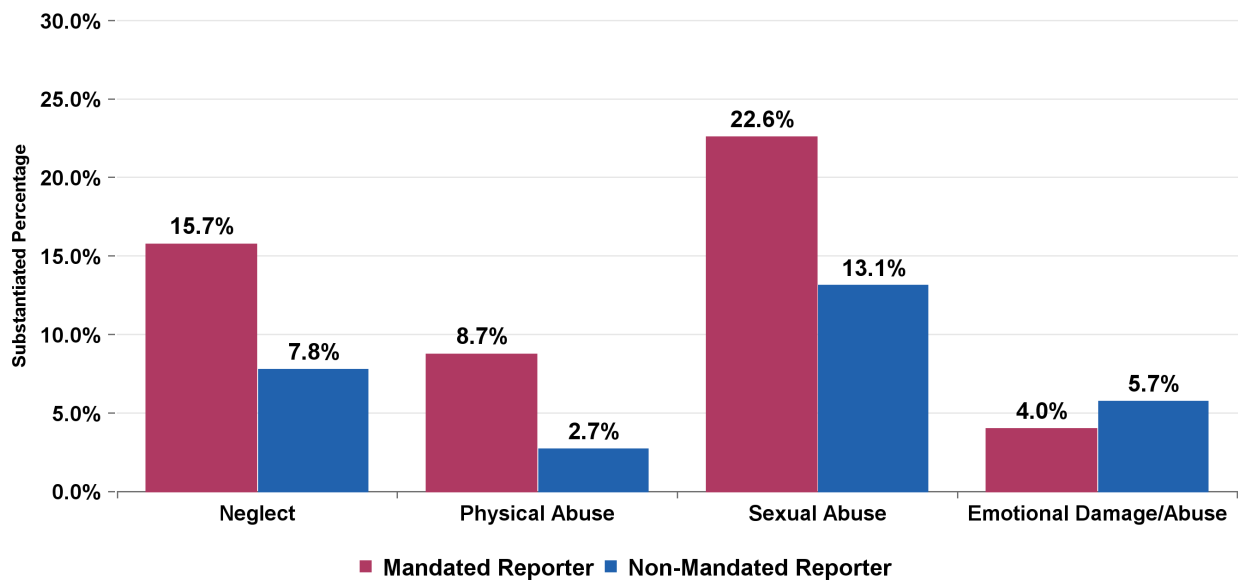
This section examines screened-in and substantiated maltreatment allegations made by reporters during calendar year 2021.

Figure 12, below, compares the percentage of substantiated maltreatment allegations by type, and by whether the referral was made by a mandated or non-mandated reporter. The total number of maltreatment allegations by type can be seen in Table 5.

In Wisconsin, across all categories of maltreatment, allegations received by mandated reporters were found to have a higher percentage of allegation substantiations after the CPS initial assessment than nonmandated reporters' maltreatment allegations. This higher percentage of substantiation is likely because mandated reporters are in general more educated on child maltreatment reporting protocol, and it may be that they are less likely to report situations that do not meet the definition of child maltreatment than non-mandated reporters except for allegation type of emotional damage/abuse.

Figure 12

Percentage of Substantiated Maltreatment Allegations by Type and by Mandated and Non-Mandated Reporters 2021



* The total number of maltreatment findings presented above does not include the 5,313 maltreatment findings of 'services needed' and 'services not needed' associated with alternative response assessments.

Victims

A child is considered a maltreatment victim when the CPS agency identifies that at least one maltreatment allegation was substantiated upon completion of the CPS initial assessment. Therefore, if a child is a victim of more than one maltreatment allegation in the same CPS initial assessment, he/she is counted as a victim once. Likewise, if the same child was involved in two or more CPS initial assessments (for example, one in January and one in October), in which he/she had at least one substantiated maltreatment allegation, the child is counted only once for the state rate but may factor into the abuse victimization rates of multiple counties. Based on this method, there were 4,248 victims of substantiated maltreatment in 2021.

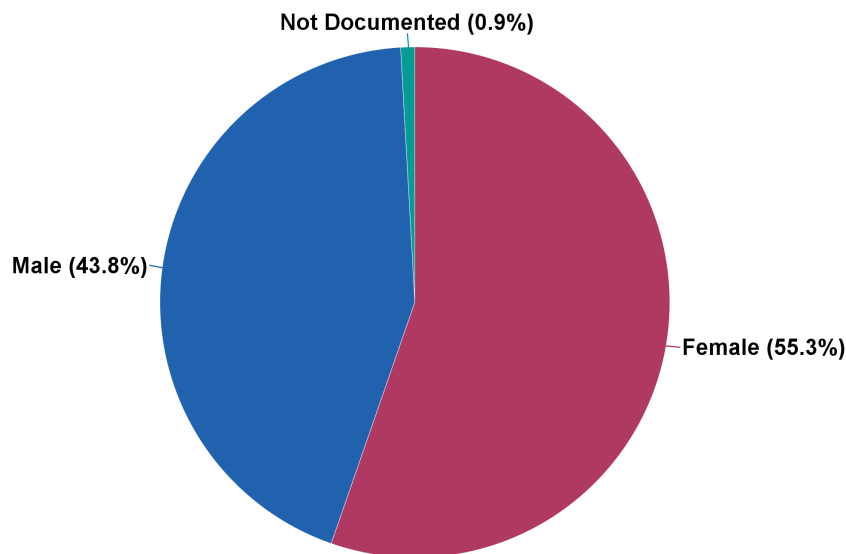
Characteristics of Maltreated Children

Gender

Figure 13, below, displays the calendar year 2021 victims by gender. In Wisconsin, more females were the victims of child maltreatment than were males, likely because they suffer higher rates of sexual abuse than males.

Figure 13

Gender of Unique Child Maltreatment Victims
2021



Wisconsin Child Abuse and Neglect Report for CY2021

Table 9, below, displays the child victimization rate by gender for calendar year 2021. The victimization rate by gender is calculated by dividing the number of unique female and male victims in 2021 by the respective Wisconsin female and male child population (ages 0-17). In 2021, females comprised a disproportionate share of the victims given their number in the Wisconsin child population.

Table 9

**Child Victimization Rate by Gender *
2021**

| Gender | Child Population (0-17 Years Old) | Count of Victims | Child Victims per 1,000 Children |
|----------------|--------------------------------------|------------------|-------------------------------------|
| Female | 614,649 | 2,350 | 3.8 |
| Male | 643,875 | 1,860 | 2.9 |
| Not Documented | N/A | 38 | N/A |
| Total | 1,258,524 | 4,248 | 3.4 |

* Population source: Office of Juvenile Justice 2020 Easy Access Population Profile: <https://www.ojdp.gov/>

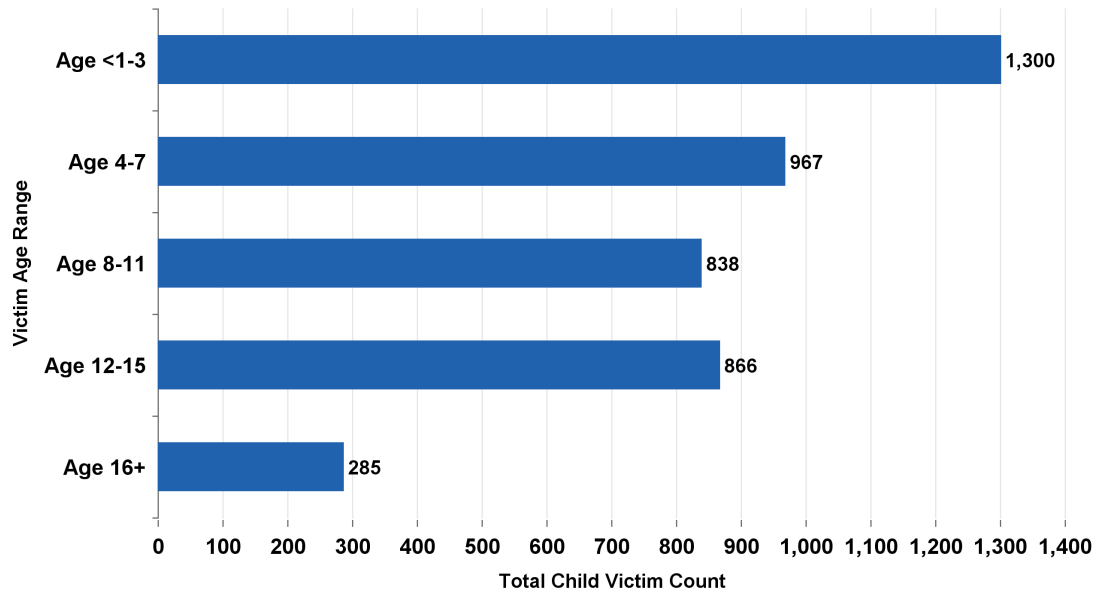
Per capita measures in the 2021 report use data from the 2020 census as the denominator.

Age

Figure 14, below, displays the count of victims by age range for calendar year 2021. In 2021, the <=3 age group accounted for the largest number of victims and 53.3 percent of victims were under the age of 8. These proportions have been stable over time.

Figure 14

**Age Range of Unique Child Maltreatment Victims *
2021**



* The total number of children included in this chart is slightly larger than the number of unique victims in Table 9 as some children were maltreated multiple times throughout the year, and belong in two age groups.

Wisconsin Child Abuse and Neglect Report for CY2021

Figure 15, below, displays the child maltreatment victimization rate by age and gender for calendar year 2021. This victimization rate is calculated by dividing the number of 2021 unique child victims of each gender and age group by the respective number of children in the state's population of the same gender and age group. In the younger age groups, males and females are victimized at similar rates. As children age, the victimization rate drops for both groups, but the female victimization rate remains higher than the male victimization rate for the older four age groups.

Figure 15



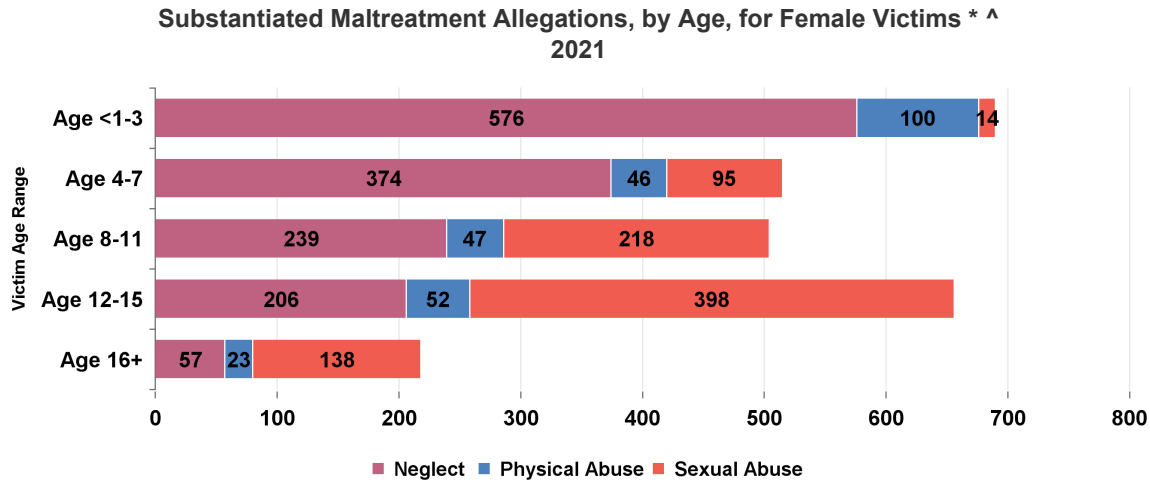
* Population source: Office of Juvenile Justice 2020 Easy Access Population Profile: <https://www.ojjdp.gov/>

Per capita measures in the 2021 report use data from the 2020 census as the denominator.

Wisconsin Child Abuse and Neglect Report for CY2021

To understand why there are gender differences in the victimization rates, please refer to Figure 16 and 17, below. Figure 16 displays the number of substantiated maltreatment allegations, by victim age range, for female victims. Figure 17 provides the same information for male victims. The 2,350 female victims with documented ages experienced 2,613 maltreatment substantiations, while the 1,860 male victims with documented ages experienced 2,081 maltreatment substantiations. In comparing figures 16 and 17, females experience greater instances of substantiated sexual abuse compared to their male counterparts. These figures also show that males experience greater instances of substantiated physical abuse compared to their female counterparts. Allegations of neglect declines with age for males and females.

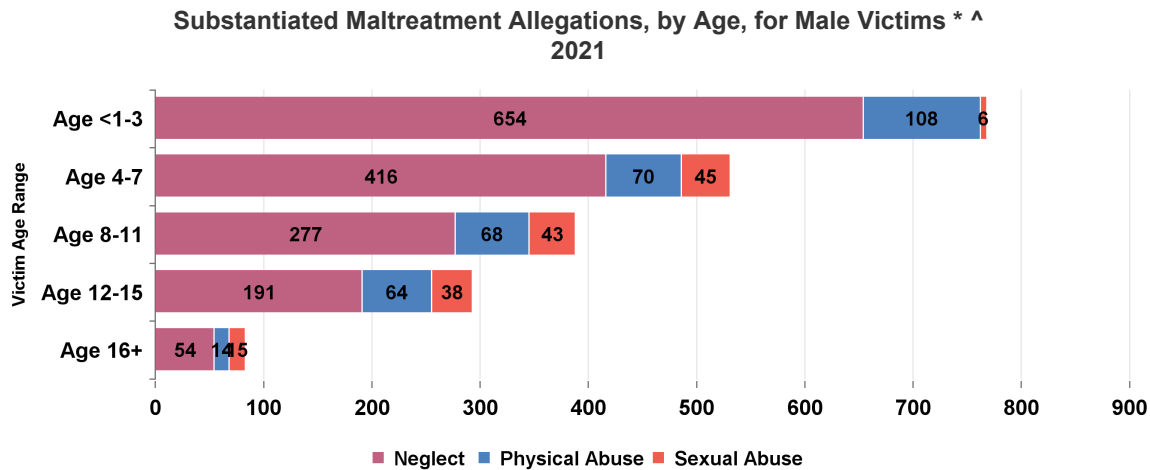
Figure 16



* There were 30 instance(s) of substantiated emotional abuse allegations, made up of 4 instance(s) in <1-3 year olds, 5 instance(s) in 4-7 year olds, 9 instance(s) in 8-11 year olds, 10 instance(s) in 12-15 year olds, and 2 instance(s) in 16+ year olds.

^ Figure 16 does not include the 40 maltreatment substantiations with undocumented gender and/or age values.

Figure 17



* There were 18 instance(s) of substantiated emotional abuse allegations, made up of 1 instance(s) in <1-3 year olds, 5 instance(s) in 4-7 year olds, 5 instance(s) in 8-11 year olds, 7 instance(s) in 12-15 year olds, and 0 instance(s) in 16+ year olds.

^ Figure 17 does not include the 40 maltreatment substantiations with undocumented gender and/or age values.

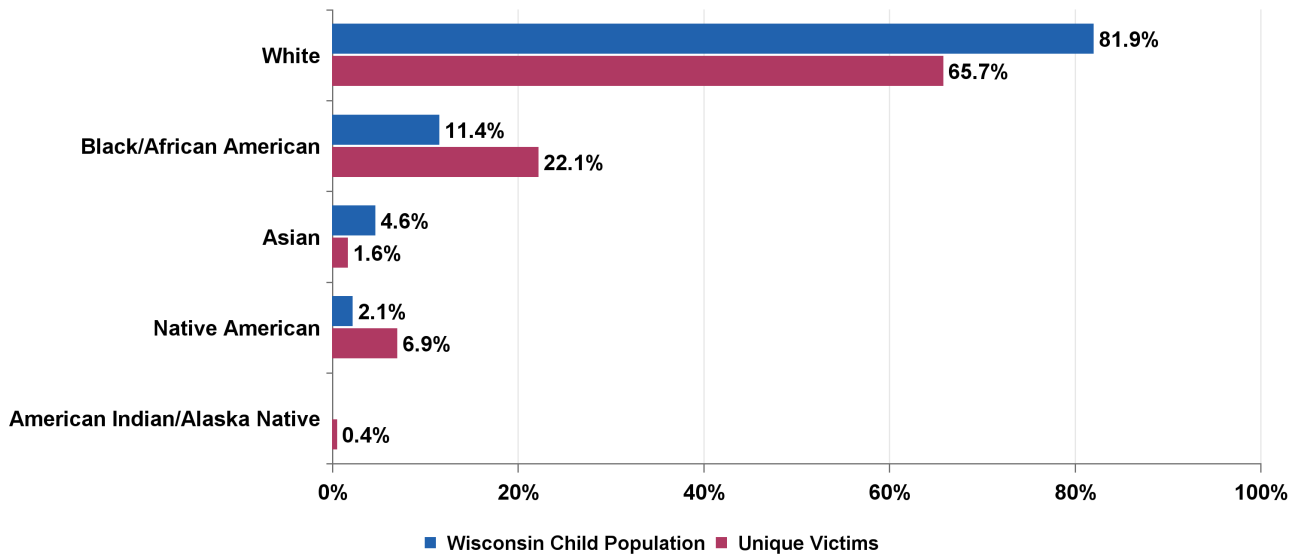
Wisconsin Child Abuse and Neglect Report for CY2021

Race and Ethnicity

Figure 18, below, displays the percentage of unique victims by race for calendar year 2021, as compared to the race of the total Wisconsin child population. Black/African American children and American Indian/Alaska Native children are victims of child maltreatment at higher proportions than their comparative share of the general Wisconsin child population.

Figure 18

Victim and Wisconsin Child Population by Race Comparison * ^ 2021



* Population source: Office of Juvenile Justice 2020 Easy Access Population Profile: <https://www.ojjdp.gov/>

^ The 139 victims (3.3 percent) who are identified as 'unable to determine' or 'not documented' are not included in the chart above. Likewise the 4 Native Hawaiian/Pacific Islander victims are also not depicted above.

Per capita measures in the 2021 report use data from the 2020 census as the denominator

Of the 4,248 unique child maltreatment victims, 3,613 victims (85.1 percent) were identified as not Hispanic, 511 victims (12 percent) were identified as Hispanic, and for 124 victims (2.9 percent) the ethnicity was unknown or not documented. People of Hispanic ethnicity may be of any race.

Abusive Head Trauma and Impacted Babies

2005 Wisconsin Act 165 amended state statutes by creating provisions for the training of individuals who care for or supervise children under age 5 on shaken baby syndrome and impacted babies. Shaken Baby Syndrome is defined as “a severe form of brain injury that occurs when an infant or young child is shaken forcibly enough to cause the brain to rebound against his or her skull.” [Ref. Wis. Stat. s. 253.15(1)(f)] Impacted Baby is defined as, “an infant or young child who suffers death or great bodily harm as a result of being thrown against a surface, hard or soft.” [Ref. Wis. Stat. s. 253.15(1)(d)] The term “Abusive Head Trauma” encapsulates all descriptions of shaken baby syndrome, cranial cerebral trauma or injury, subdural hemorrhage/hematoma, retinal hemorrhage, traumatic brain injury, and blunt force head trauma.

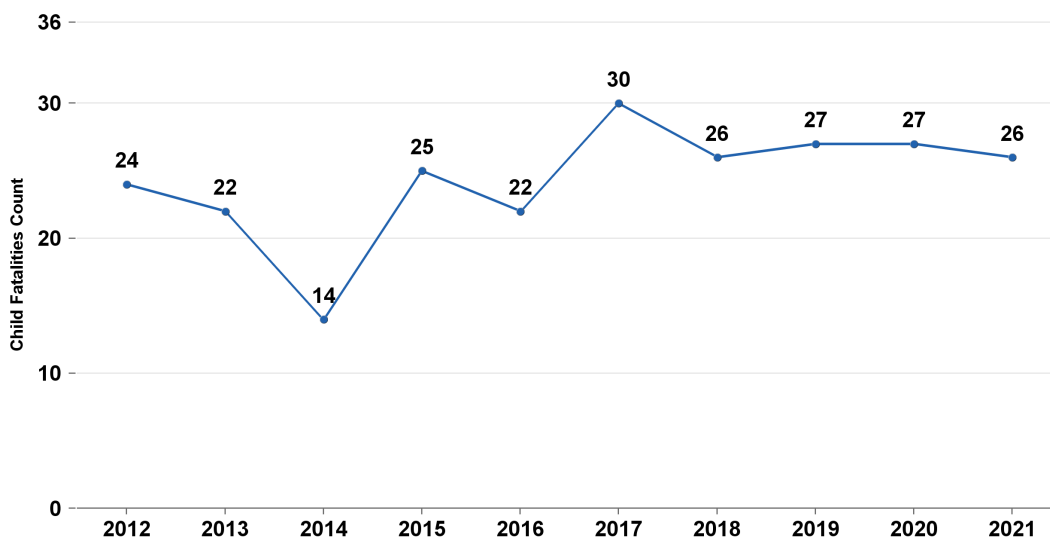
In 2021, there were 96 maltreatment allegations where one of the abusive head trauma and impacted baby related diagnoses was used to describe the maltreatment allegation for children ages 0 through 4 years. Of the 96 allegations made in 2021, 36 (37.5 percent) were found to be substantiated upon completion of the CPS initial assessment, representing 32 child victims. A total of 24 of the 36 substantiated allegations were for children under the age of one. Of all substantiated victims, 22 (68.8 percent) were male and 10 (31.3 percent) were female. The maltreater was the child’s biological parent in the majority of the substantiated allegations.

Fatalities

The death of a child is one of the most tragic consequences of child maltreatment. The role of child protective services in the case of a child maltreatment death is to assure the safety of any other children present in the family and to assess the family’s need for services. Investigations of child deaths are generally handled by law enforcement agencies. For purposes of this report, the only child fatalities included are child deaths that were associated with a substantiated allegation of maltreatment. In 2021, county CPS agencies and the Division of Milwaukee Child Protective Services reported 26 substantiated cases of a child having died from maltreatment. Figure 19, below, shows the count of child fatalities substantiated due to maltreatment from 2012-2021.

Figure 19

**Count of Child Fatalities Substantiated as Maltreatment
2012-2021**

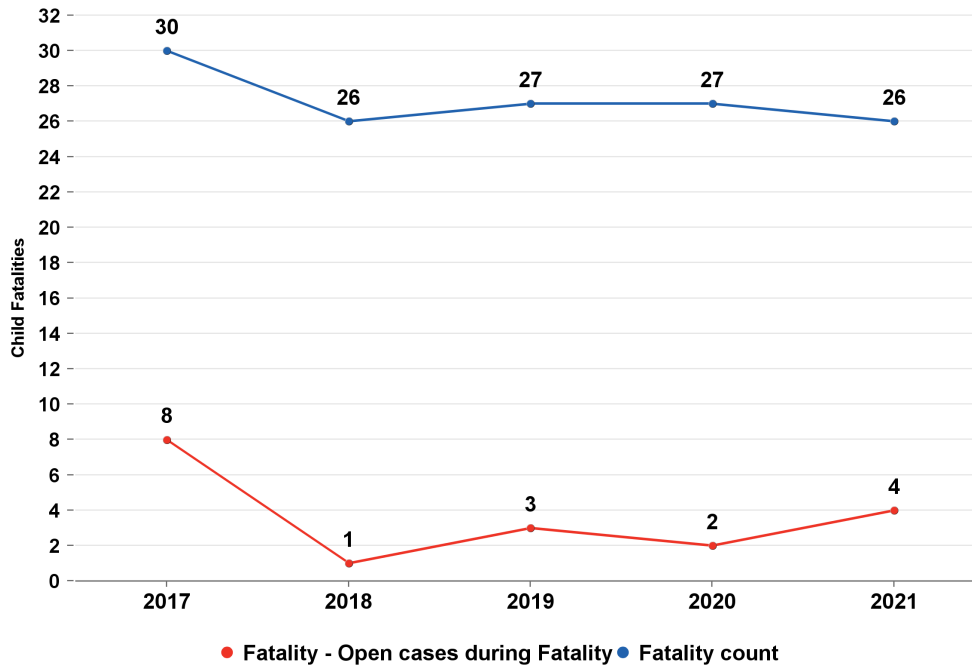


Wisconsin Child Abuse and Neglect Report for CY2021

Figure 20, below, shows the five-year trend of total child fatalities and compares this number with the number of children who were receiving CPS services at the time of their death. The figure shows that four children were in an open child welfare case at the time of their death.

Figure 20

Child Fatalities Open for Investigation at Time of Fatality and Total Fatality Comparison 2017-2021



A review of the cases reported by CPS agencies of a child having died from maltreatment during the past five years (2017-2021) highlights trends among child maltreatment fatalities in Wisconsin. First, the majority of children who are victims of maltreatment which result in death are babies or very young children. Of the reported child maltreatment fatalities in 2021, 73 percent of the deaths were children age three or under and 46.2 percent of the deaths were children under age one.

The majority of maltreaters, where the relationship of the maltreater to the child was able to be determined, substantiated for the child's death in 2021 were the biological parents and partner(s)/friend(s) sharing the dwelling. The most frequent maltreater was the biological parent (67.7 percent) and partner(s)/friend(s) sharing the dwelling (12.9 percent). In cases involving the biological parent or partner(s)/friend(s) sharing the dwelling, the maltreatment type was predominantly neglect of the child. The average age of the known substantiated maltreaters in 2021 was 28.8 years.

Wisconsin Child Abuse and Neglect Report for CY2021

Table 10, below, provides a summary of the 2021 child maltreatment fatalities, maltreater information, and maltreatment type by county. Of the 26 child maltreatment fatalities in 2021, four were attributable to abusive head trauma or were impacted babies, which are noted in Table 10 and are further described following the table. Four children were in an open child welfare case with a county CPS agency or the Division of Milwaukee Child Protective Services at the time of the child's death.

Table 10
Profile of Child Fatalities due to Substantiated Abuse
2021

| County | Maltreatment Type | Child Victim | | | Maltreater | | | |
|-------------|-------------------|--------------|--------|------------------------|--------------|--------|-------------------------------|--|
| | | Age at Death | Gender | Race / Ethnicity | Age at Death | Gender | Race/ Ethnicity | Relationship to Child |
| Dane | Physical Abuse | 11 | Female | White | - | - | - | Unknown |
| Dunn | Neglect | <1 | Male | White | 28 | Male | White | Biological Parent |
| Eau Claire~ | Neglect | 14 | Male | Black/African American | 26 | Male | Asian | Partner(s) / Friends(s) Sharing Dwelling |
| Fond du Lac | Neglect | <1 | Male | White | 29 | Female | White | Biological Parent |
| Green | Physical Abuse | <1 | Female | White | - | Male | - | Biological Parent |
| Kenosha~ | Neglect | <1 | Female | Black/African American | 23 | Female | Black/African American | Biological Parent |
| Kewaunee | Neglect | <1 | Female | White | 23 | Female | Native American/Alaska Native | Biological parent |
| Marathon | Neglect | <1 | Female | White/Hispanic/Latino | 34 | Female | White | Biological Parent |
| Marathon | Physical Abuse | 5 | Female | White | 36 | Female | Asian | Adoptive Parent |
| Milwaukee | Physical Abuse | 12 | Male | Black/African American | 53 | Male | Black/African American | Relative Caregiver |
| Milwaukee | Physical Abuse | 6 | Male | White | - | - | - | Unknown |
| | Neglect | | | | 31 | Female | White/Hispanic/Latino | Biological Parent |
| Milwaukee* | Physical Abuse | <1 | Female | Black/African American | - | - | - | Unknown |
| Milwaukee^~ | Neglect | 1 | Male | Black/African American | 24 | Female | Black/African American | Biological Parent |
| Milwaukee | Neglect | 2 | Male | Black/African American | 26 | Male | Black/African American | Biological Parent |
| | | | | | 27 | Female | Black/African American | Biological Parent |
| Milwaukee | Neglect | <1 | Female | Black/African American | 35 | Male | Black/African American | Partner(s)/Friend(s) sharing dwelling |
| | | | | | 20 | Male | Black/African American | Biological Parent |
| Milwaukee* | Physical Abuse | <1 | Male | Black/African American | 20 | Male | Black/African American | Biological Parent |
| Milwaukee^ | Neglect | 1 | Male | Black/African American | 24 | Male | Black/African American | Biological Parent |
| Milwaukee* | Physical Abuse | 1 | Male | Black/African American | 22 | Male | Black/African American | Other temporary caregiver |
| Milwaukee^ | Neglect | 1 | Female | Black/African American | 24 | Male | Black/African American | Biological Parent |

Wisconsin Child Abuse and Neglect Report for CY2021

| | | | | | | | | |
|-------------|----------------|----|--------|-----------------------------------|----|--------|-------------------------------|--|
| Polk^ | Neglect | 17 | Male | Native American/ Alaska Native | 35 | Male | Native American/Alaska Native | Partner(s)/Friend(s) Sharing Dwelling |
| Racine | Neglect | 3 | Female | White | 26 | Female | White | Biological Parent |
| | | | | | 29 | Male | White | Biological Parent |
| Racine* | Physical Abuse | <1 | Male | Black/African American | - | Male | - | Biological Parent |
| Saint Croix | Neglect | <1 | Male | White | 33 | Female | White | Biological parent |
| Taylor | Neglect | 2 | Male | White | 30 | Female | White | Biological Parent |
| | | | | | 26 | Male | White | Biological Parent |
| Vilas | Neglect | 6 | Male | Native American/ Alaska Native | 31 | Female | Native American/Alaska Native | Biological Parent |
| | | | | | 28 | Male | Native American/Alaska Native | Partner(s)/Friend(s) Sharing Dwelling |
| Wood~ | Neglect | <1 | Female | Unknown | 27 | Female | White/Asian | Biological Parent |

* These maltreatment fatalities were the result of the maltreater causing the child to have abusive head trauma or to become an 'impacted baby'.

^ These maltreatment fatalities were the result of the child ingesting or being exposed to a chemical substance.

~These cases were open for child welfare services with the county CPS agency or the Division of Milwaukee Child Protective Services at the time of the child's death.

Maltreaters

A person is considered a maltreater when the CPS agency, after completing the CPS initial assessment, identifies the person as having committed one or more types of child maltreatment. A person is counted as a maltreater once per CPS initial assessment no matter how many substantiated maltreatment types they have committed. Likewise, a maltreater is counted only once if they are involved in two or more separate CPS initial assessments in which they had at least one substantiated maltreatment finding during the calendar year (for example, one in January and one in October).

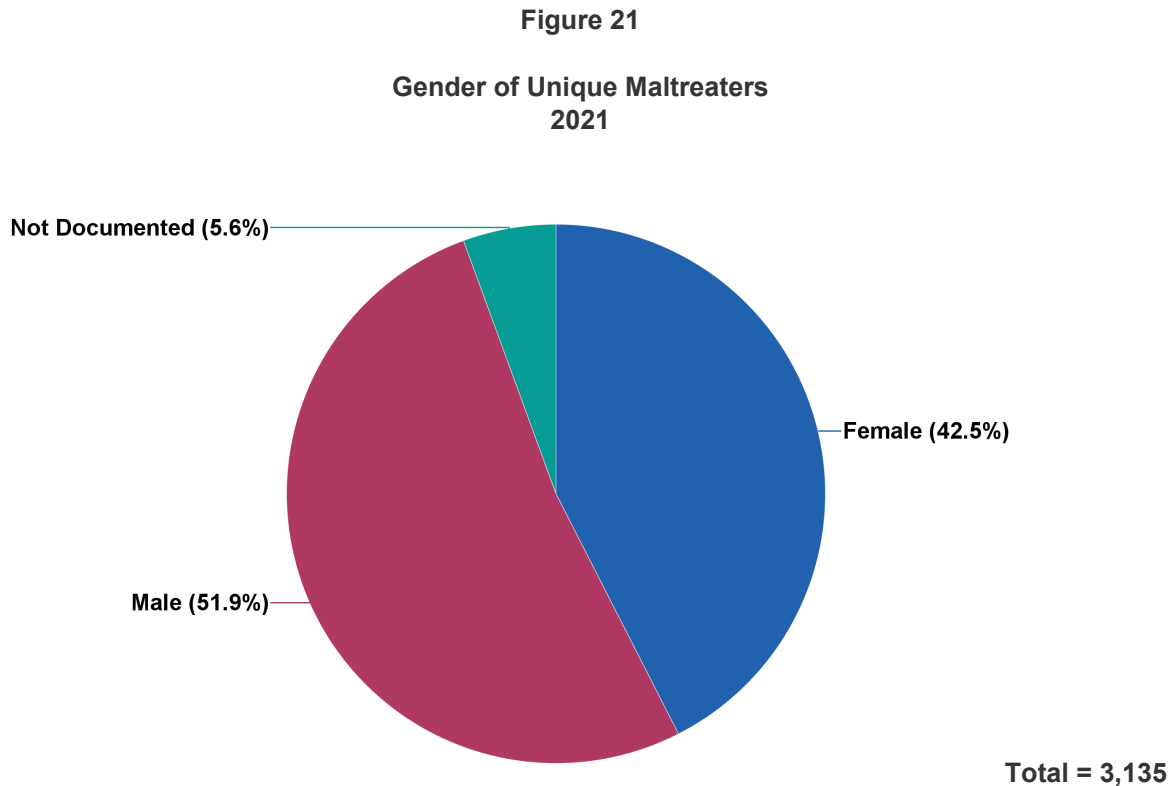
Based on this method, in calendar year 2021 there were 3,135 known unique maltreaters of substantiated child maltreatment. There are fewer unique maltreaters than unique victims (4,248) and unique instances of substantiated abuse (4,734) because some maltreaters were found to have maltreated more than one child and/or to have committed multiple instances of abuse or neglect. Note that within the 4,734 unique instances of substantiated abuse, 259 of those instances had an unknown maltreater who is not included within these figures.

With the exception of cases of alleged sex trafficking, CPS agencies do not routinely complete a CPS initial assessment in situations where the alleged maltreater is not a caregiver for the child or children. As these matters are generally referred to law enforcement, the characteristics of non-caregivers who maltreat children who do not have a CPS initial assessment completed are not represented in this report.

Characteristics of Maltreaters

Gender

Figure 21, below, displays the frequency and proportion of substantiated maltreaters by gender.

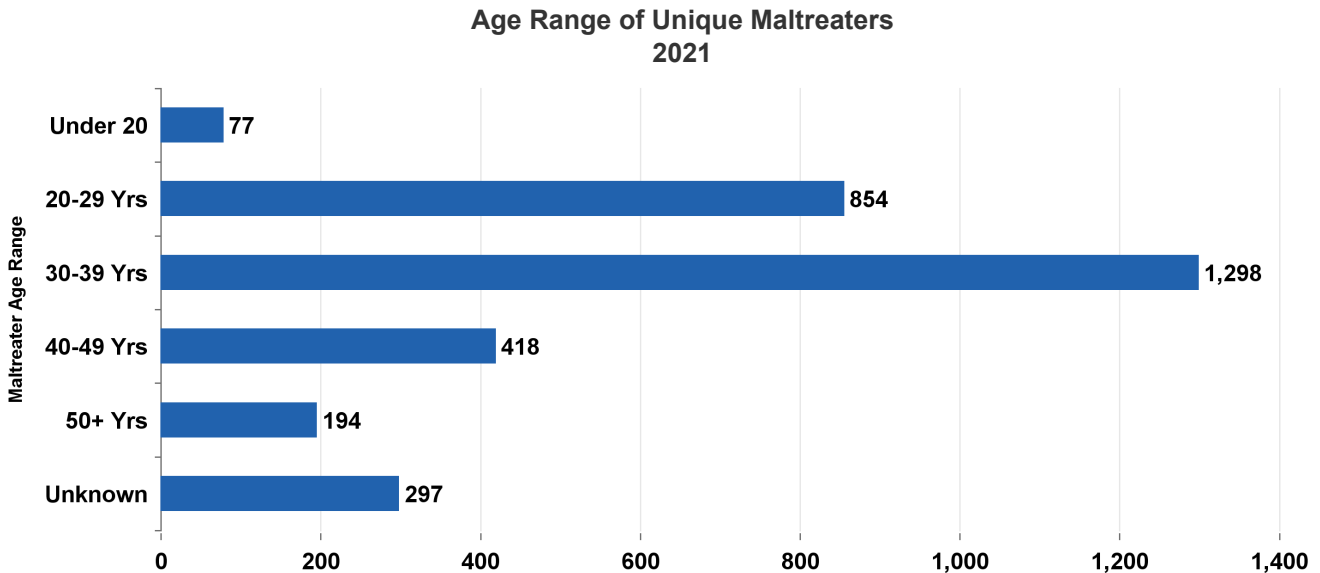


Wisconsin Child Abuse and Neglect Report for CY2021

Age

Figure 22, below, shows the count and percentage of substantiated maltreaters by their age range for calendar year 2021. As the majority of maltreaters are parents, the most common child-rearing age groups account for the largest number of maltreaters.

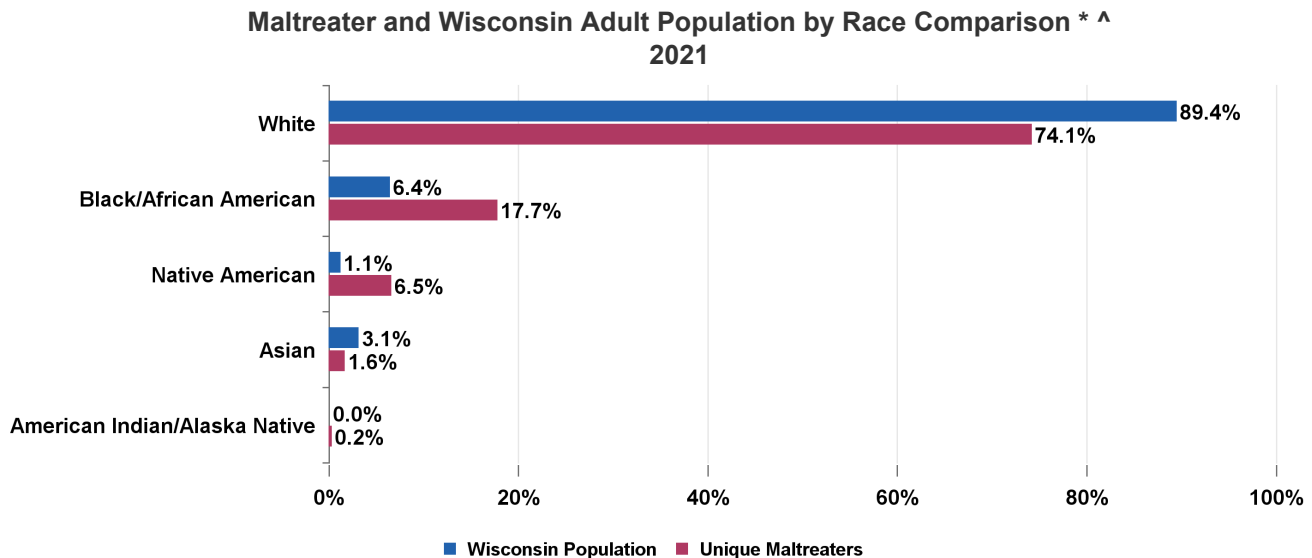
Figure 22



Race and Ethnicity

Figure 23, below, compares the 2021 percentage of substantiated maltreaters by race with the Wisconsin adult population. Persons who identified as Black/African American and American Indian/Alaska Native comprise a larger share of identified maltreaters than their proportional share of Wisconsin's general adult population.

Figure 23



* Population source of WI adult population: Office of Juvenile Justice 2020 Easy Access Population Profile: <https://www.ojdp.gov/>

^ The maltreaters who were identified as 'unable to determine', 'not documented', or 'Native Hawaiian / Other Pacific Islander' are not depicted in the chart.

Per capita measures in the 2021 report use data from the 2020 census as the denominator.

Wisconsin Child Abuse and Neglect Report for CY2021

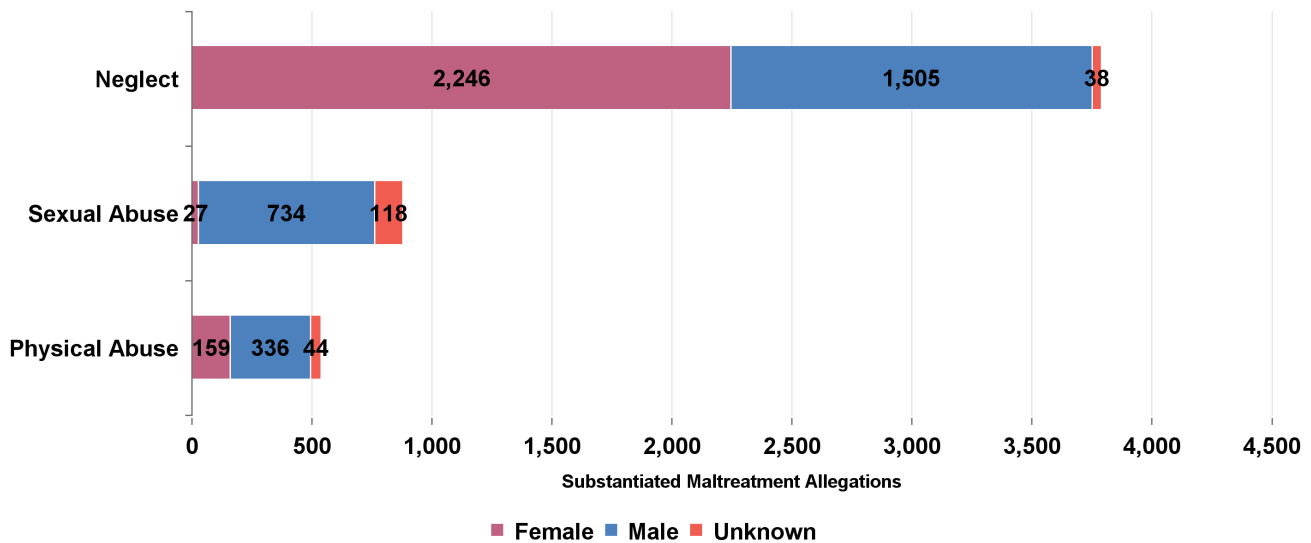
Of the 3,135 unique maltreaters, 2,223 (70.9 percent) were identified as not Hispanic, 279 (8.9 percent) were identified as Hispanic, and 633 (20.2 percent) maltreaters had an unknown or not documented ethnicity. People of Hispanic ethnicity may be of any race.

Substantiated Allegations

The 3,135 unique known maltreaters were involved in 5,264 unique maltreatment allegations. Figure 24, below, depicts the 5,264 maltreatment allegation findings by maltreater gender during calendar year 2021. If a maltreater had more than one substantiated allegation finding during the year he/she will be depicted more than once in this graph. Males are sexual perpetrators at substantially greater rates than females. The majority of female perpetrators' maltreatment was related to neglect.

Figure 24

**Substantiated Maltreatment Allegations by Abuse Type and Maltreater Gender *
2021**



* Of the 57 total substantiated allegations of emotional abuse, males accounted for 28 maltreaters, females accounted for 29 maltreaters, and 0 maltreaters had an undocumented gender.

Wisconsin Child Abuse and Neglect Report for CY2021

Relationship to Victim

This section outlines the relationship of maltreaters to the child victims they were found to have maltreated. Table 11, below, shows all substantiated maltreatment allegations by maltreatment type and the person designated as the maltreater. The first category, primary caregivers, is comprised of maltreaters who live in the home, regularly or intermittently, with the child victim. In 2021, primary adult caregivers in the home (i.e. parents, step-parents, partners of parents, and foster parents) were the maltreaters in 89.3 percent of the substantiated maltreatment allegations. The second category, secondary caregivers, is comprised of adults who have temporary caregiving responsibility for the child victim but do not live in the child's home. The third category, non-caregivers, are individuals who interact with the child but do not have caregiving responsibility. The last category depicts those allegations where the maltreater is unknown or not verified where, for example, the CPS agency may have a preponderance of evidence that a child was maltreated but not enough information to verify a specific maltreater.

Table 11

**Substantiated Allegations by Maltreater Relationship to Child Victim *
2021**

| Maltreater Relationship | Neglect | Physical | Sexual | Emotional | Total | Percentage |
|---|--------------|------------|--------------|-----------|--------------|---------------|
| Primary Caregivers | | | | | | |
| Parent | 3,162 | 283 | 147 | 48 | 3,640 | 66.4% |
| Partner/Friend of parent sharing dwelling | 346 | 107 | 109 | 4 | 566 | 10.3% |
| Step-Parent(s) | 83 | 41 | 92 | 4 | 220 | 4% |
| Sibling/Step-sibling | 14 | 6 | 134 | 0 | 154 | 2.8% |
| Relative in Home | 61 | 10 | 28 | 0 | 99 | 1.8% |
| Non-Relative Guardian(s) | 15 | 4 | 5 | 0 | 24 | 0.4% |
| Foster Parent | 4 | 2 | 3 | 0 | 9 | 0.2% |
| Others Sharing Foster Home | 0 | 1 | 2 | 0 | 3 | 0.1% |
| Primary Caregivers Total: | 3,685 | 454 | 520 | 56 | 4,715 | 89.3% |
| Secondary Caregivers | | | | | | |
| Relative Not in Home | 8 | 7 | 112 | 0 | 127 | 2.3% |
| Other Child Care Provider | 32 | 7 | 53 | 0 | 92 | 1.7% |
| Relative Care Provider(s) | 15 | 5 | 60 | 0 | 80 | 1.5% |
| Teacher/Other school employee(s) | 0 | 3 | 8 | 1 | 12 | 0.2% |
| Youth Org. Staff or Volunteer Leader(s) | 2 | 1 | 4 | 0 | 7 | 0.1% |
| Residential Facility Staff | 4 | 0 | 2 | 0 | 6 | 0.1% |
| Licensed/Certified Child Care Provider | 4 | 1 | 0 | 0 | 5 | 0.1% |
| Secondary Caregivers Total: | 65 | 24 | 239 | 1 | 329 | 6.2% |
| Non-Caregivers | | | | | | |
| Other Non-Caregiver | 9 | 5 | 50 | 0 | 64 | 1.2% |
| Family Friend(s) | 9 | 3 | 22 | 0 | 34 | 0.6% |
| Stranger(s) | 1 | 1 | 19 | 0 | 21 | 0.4% |
| Neighbor(s) | 0 | 0 | 9 | 0 | 9 | 0.2% |
| Peer Maltreater(s) | 1 | 4 | 121 | 0 | 126 | 0.1% |
| Non-Caregivers Total: | 20 | 13 | 221 | 0 | 254 | 2.5% |
| Unknown | | | | | | |
| Unknown | 40 | 127 | 74 | 0 | 241 | 1.8% |
| Unknown Total: | 40 | 127 | 74 | 0 | 241 | 1.9% |
| State Total | 3,810 | 618 | 1,054 | 57 | 5,539 | 100.0% |

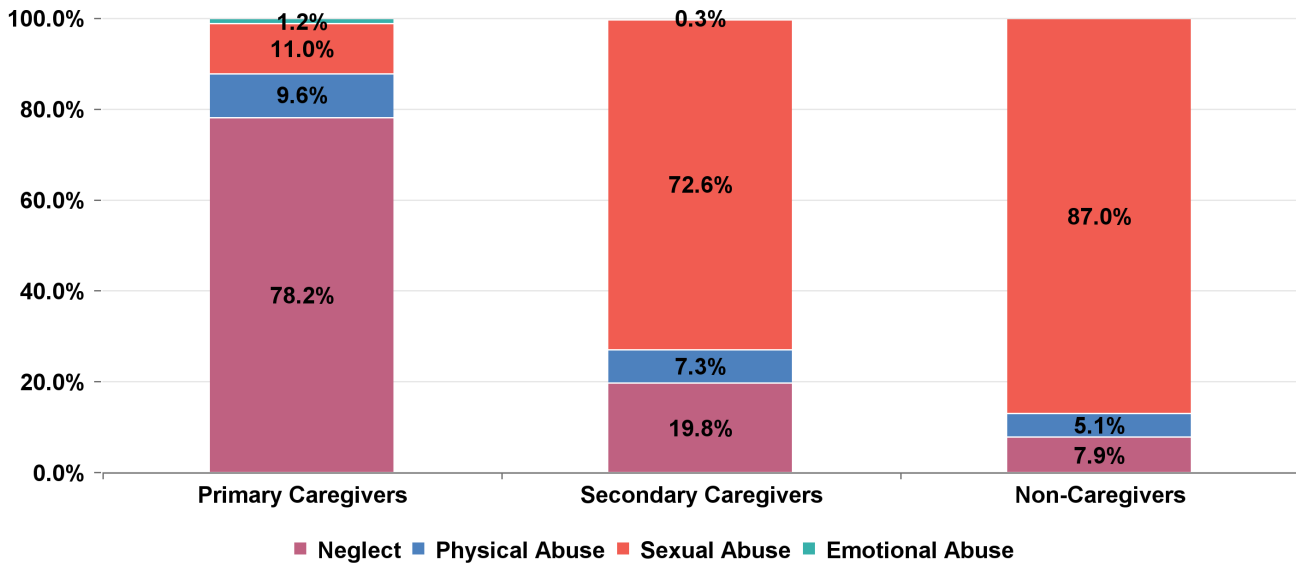
* The total maltreaters counted by relationship type here are a slightly larger number than unique maltreaters as some maltreaters have multiple relationships to their victim(s).

Wisconsin Child Abuse and Neglect Report for CY2021

Figure 25, below, shows the percentage of substantiated maltreatment allegations, by maltreatment type and by the three maltreater categories (primary, secondary, and non-caregiver). For the 4,715 substantiated maltreatment allegations by primary caregivers, the largest share of their total substantiated maltreatment allegations is neglect at 78.2 percent. However, the 329 secondary caregivers and 254 non-caregivers had sexual abuse as the largest share of their total substantiated maltreatment allegations at 72.6 percent and 87.0 percent, respectively.

Figure 25

Percentage of Maltreatment Substantiations, by Maltreatment Type, and by Maltreater Category *



* The 241 instances of maltreatment by an unknown maltreater was not included in these figures.

Services to Families

The role of CPS in cases of maltreatment is to collaborate with and support the family in providing protection and services for the child, when necessary. In all cases, a substantiated maltreatment finding is not required for a family to be offered or receive services. In cases of maltreatment involving primary caregivers, the safety assessment and analysis and resulting safety decision will lead to decisions regarding needed supports and services, including, court related intervention when applicable. In calendar year 2021, primary caregiver CPS initial assessments comprised 88.8 percent of the 22,513 CPS initial assessments completed by agencies that year. The safety decision is the CPS agency's determination, based on the information gathered during the CPS initial assessment, as to whether the conditions present make the child/children unsafe in the family home. A designation of safe or unsafe is required for all children who reside within the household. If at least one child is designated as unsafe, then the initial assessment safety decision finding for the home is unsafe.

CPS also completes initial assessments when the maltreater is not the primary caregiver. CPS agencies completed 1,595 secondary CPS initial assessments and non-caregiver investigations (7.1 percent of all assessments) during calendar year 2021 (see Appendix K).

Safety Decisions and Services

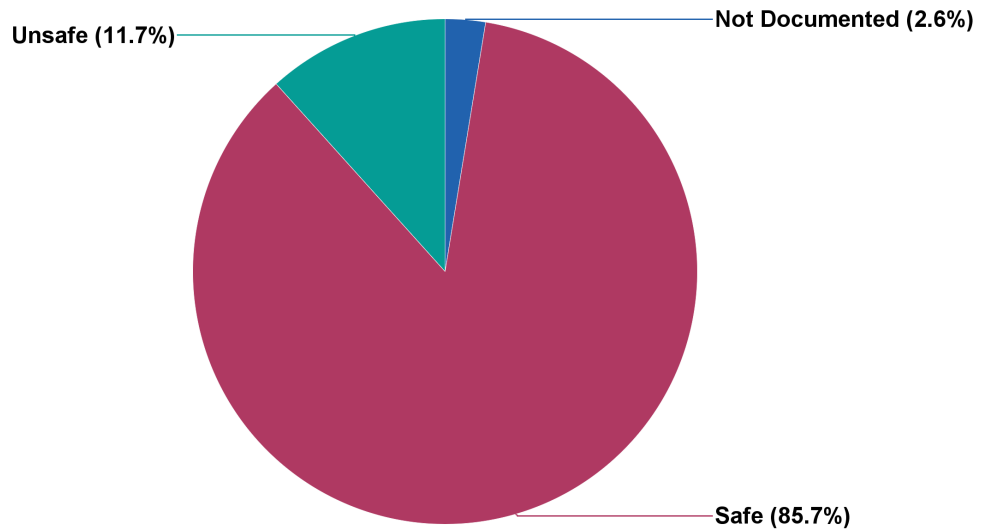
Figure 26 shows the safety decisions for completed safety assessments in primary caregiver CPS initial assessments. In calendar year 2021, the majority (85.7 percent) of primary caregiver CPS initial assessments resulted in a decision that all children in the family were safe. There were 2,444 primary caregiver CPS initial assessments (11.7 percent) which resulted in a decision that children were unsafe. Another 539 primary caregiver initial assessments were not documented as safe or unsafe. Appendix L shows safety assessment results in primary caregiver CPS initial assessments by county.

If the CPS agency determines a child to be safe, it is not required to offer or refer the family to services. The CPS agency may still inform the family about voluntary services or available community resources to help meet family needs or support family functioning.

If a child is determined to be unsafe, the CPS agency is required to implement a plan that addresses the child's safety and protection. The [CPS Safety Intervention Standard](#) provide CPS professionals with a structured analysis and decision-making framework to assess danger threats that are resulting in the child to be unsafe. The identified danger threats and the analysis of how those threats are presenting in the family form the basis for safety planning. Safety planning identifies the necessary actions required to keep the child safe while the CPS agency works with the family to develop a plan to change the conditions or behaviors negatively affecting child safety. The goal is to eliminate danger threats in the family and/or to enhance the family's protective capacities and/or resources so they are able to control the danger threats on their own.

Figure 26

Safety Assessment Results in Primary Caregiver CPS Initial Assessments *
2021



* The figures above reflect the safety findings attached to the initial assessment disposition, whereas previous Child Abuse and Neglect Reports also provided the safety findings attached to the stand alone safety assessment if there was no safety finding on the I.A. These figures are therefore similar but not directly comparable to Child Abuse and Neglect Reports published in 2014 and earlier.

Safety-related services are provided in the family home whenever possible to maintain and support the family staying together. Services provided to ensure child safety are intended to immediately control any conditions or behaviors that place a child in danger. Some of these safety-related services may include parenting assistance, supervision/observation, child care/respice, mental and physical health services, and/or resources to help meet basic needs. In addition to services offered as part of the safety plan, the family may also be offered additional services to meet other family needs and/or support family functioning. The use of in-home safety services for families reduces the need for more intrusive interventions such as removal of the child from the family home and may be used in response to children and families involved in both substantiated and unsubstantiated cases.

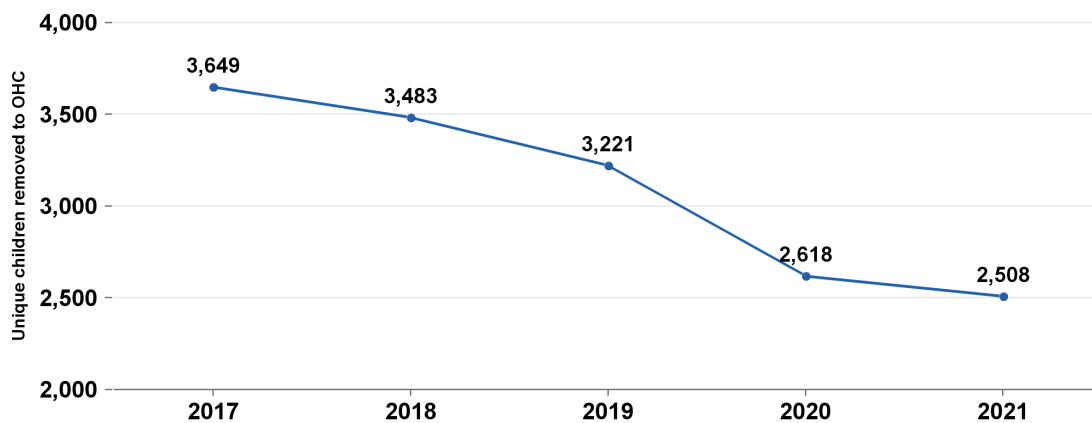
CPS Removals of Children to an Out-of-Home Placement

If the conditions in the home pose immediate danger to a child and in-home services are not available at the time, frequency, or level required to assure the safety of the child, the child may be removed from the family home and placed temporarily in out-of-home care. An out-of-home placement may be with a relative, a foster home, group home, shelter, or residential child-caring facility.

During 2021, 2,508 unique children were placed in out-of-home care during the first 60 days after the screened-in CPS referral. This 60-day timeframe is considered as CPS professionals are held to the standard of completing the CPS initial assessment within this timeframe. As some children were placed into out-of-home care multiple times in 2021, there were 2,555 instances of children being removed from their home and placed into out-of-home care during the first 60 days after the screened-in CPS referral. Figure 27, below, shows unique child removals to out-of-home care during the first 60 days over the last 5 years.

Figure 27

**Unique children removed to Out-of-Home Care within 60 Days of the CPS referral *
2017 - 2021**



* Historical data displayed in this chart may be slightly different, and generally larger, than previously published Child Abuse and Neglect Reports due to data updates. Updates may be due to the appeals process resulting in overturned decisions or a lag of data entry.

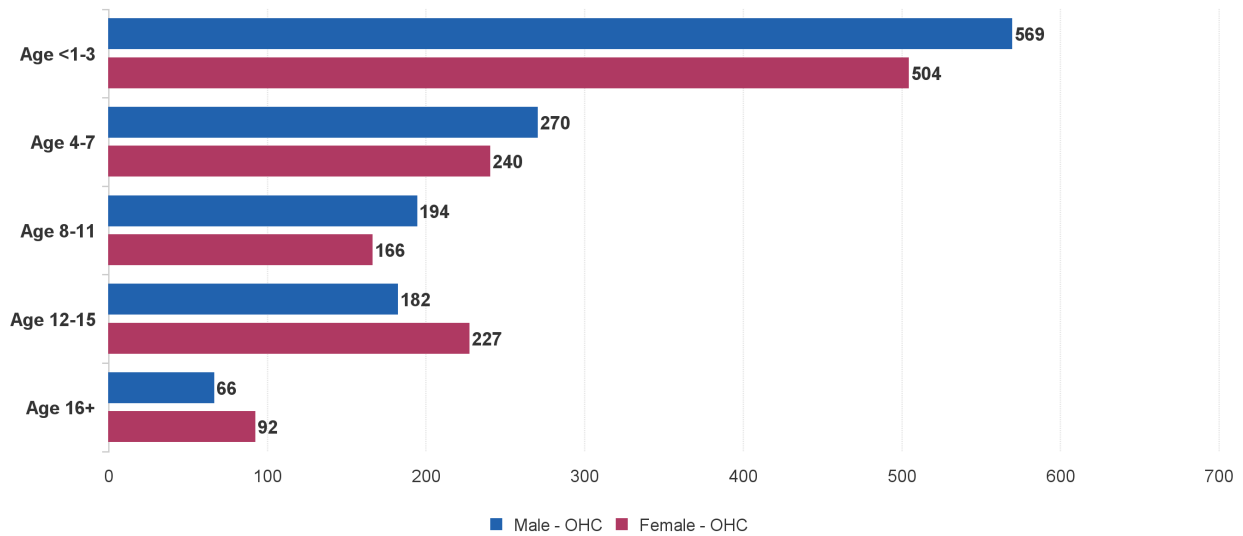
Children who were placed in an out-of-home placement as a result of unborn child abuse are not included in the figures above and are presented separately in Appendix B.

Wisconsin Child Abuse and Neglect Report for CY2021

Figure 28, below, displays the gender, count, and age of children removed during a CPS initial assessment in 2021. Of the 2,508 children removed from their family home and placed in out-of-home care in order to address danger threats identified during the CPS initial assessment, 49 percent were female and 51 percent were male. Two children had multiple removals at different ages within the calendar year.

Figure 28

Count and Age of Unique Children Removed to Out-of-Home Care within 60 Days of the CPS Report 2021

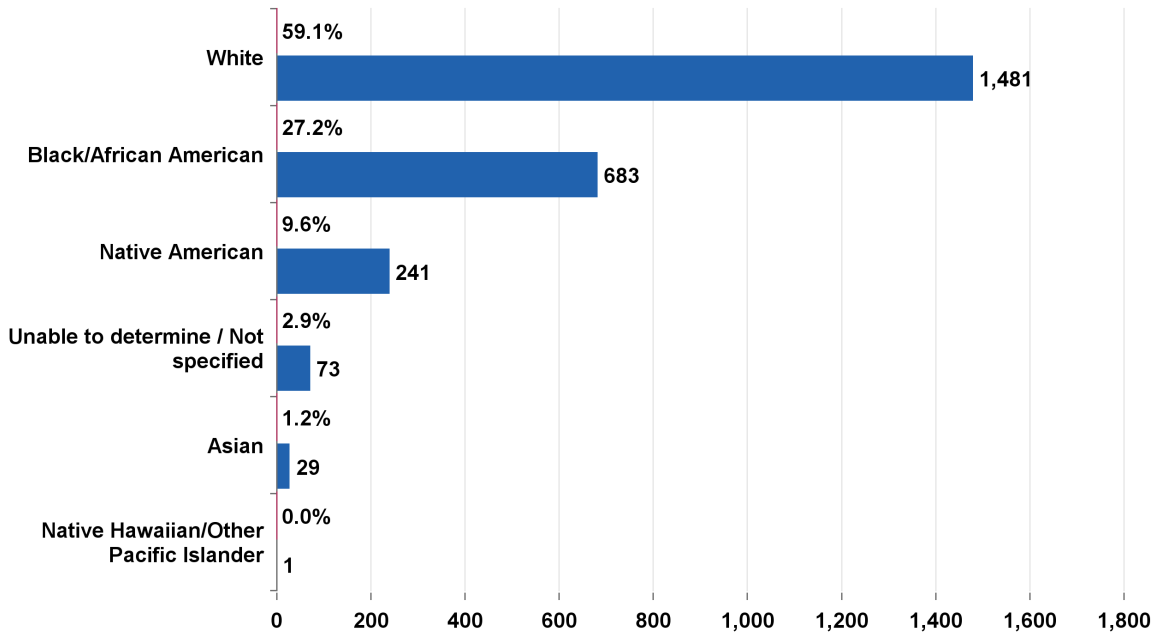


Wisconsin Child Abuse and Neglect Report for CY2021

Figure 29 below, displays the primary race of the unique children who were placed in out-of-home care during the first 60 days after the screened-in CPS referral. Of these children removed to out-of-home care, 246, or 9.8 percent, were identified as Hispanic, and 2,199 children, or 87.7 percent, were identified as not Hispanic. A total of 63 of these children, or 2.5 percent, had an undocumented or unknown Hispanic ethnicity.

Figure 29

Race of Unique Children Removed to Out-of-Home Care within 60 Days of the CPS Referral 2021

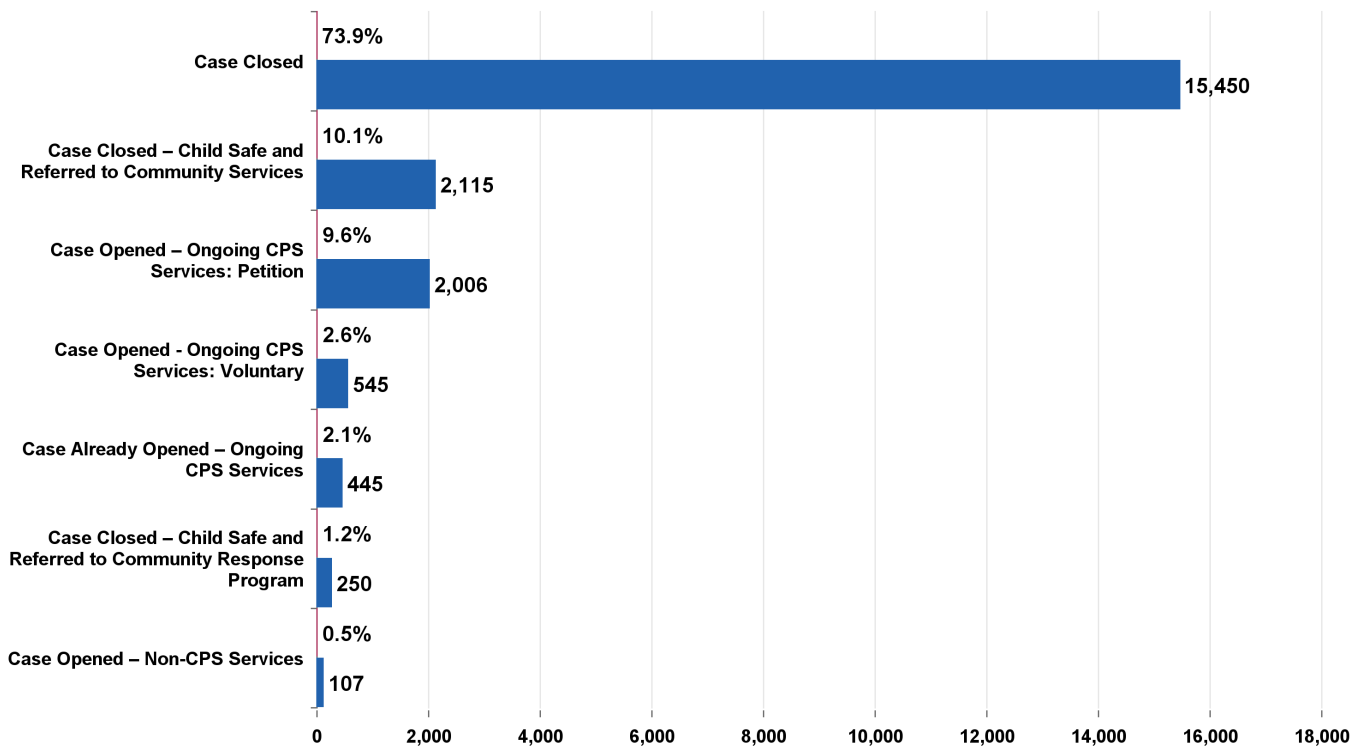


Initial Assessment Disposition

The initial assessment disposition is the action the CPS agency took upon completion of the CPS initial assessment. Figure 30, below, shows the count of initial assessment dispositions in the 20,918 primary caregiver CPS initial assessments for calendar year 2021. In some cases the case is closed as continued CPS intervention is not needed. Other closed cases are referred to appropriate community resources. Cases that are opened may be referred to services that are not under the purview of the CPS agency, as seen in those labeled as Case Opened – Non-CPS Services. In other cases, the case is opened and the family is provided services through the CPS agency as seen in those labeled as Case Opened – Ongoing CPS Services: ‘Petition’ and ‘Voluntary’. Finally, in some cases the family already had a CPS case open and services will continue for this family after this CPS initial assessment as seen in those labeled Case Already Open – ongoing services.

Figure 30

Initial Assessment Dispositions in Primary Caregiver CPS Initial Assessments 2021

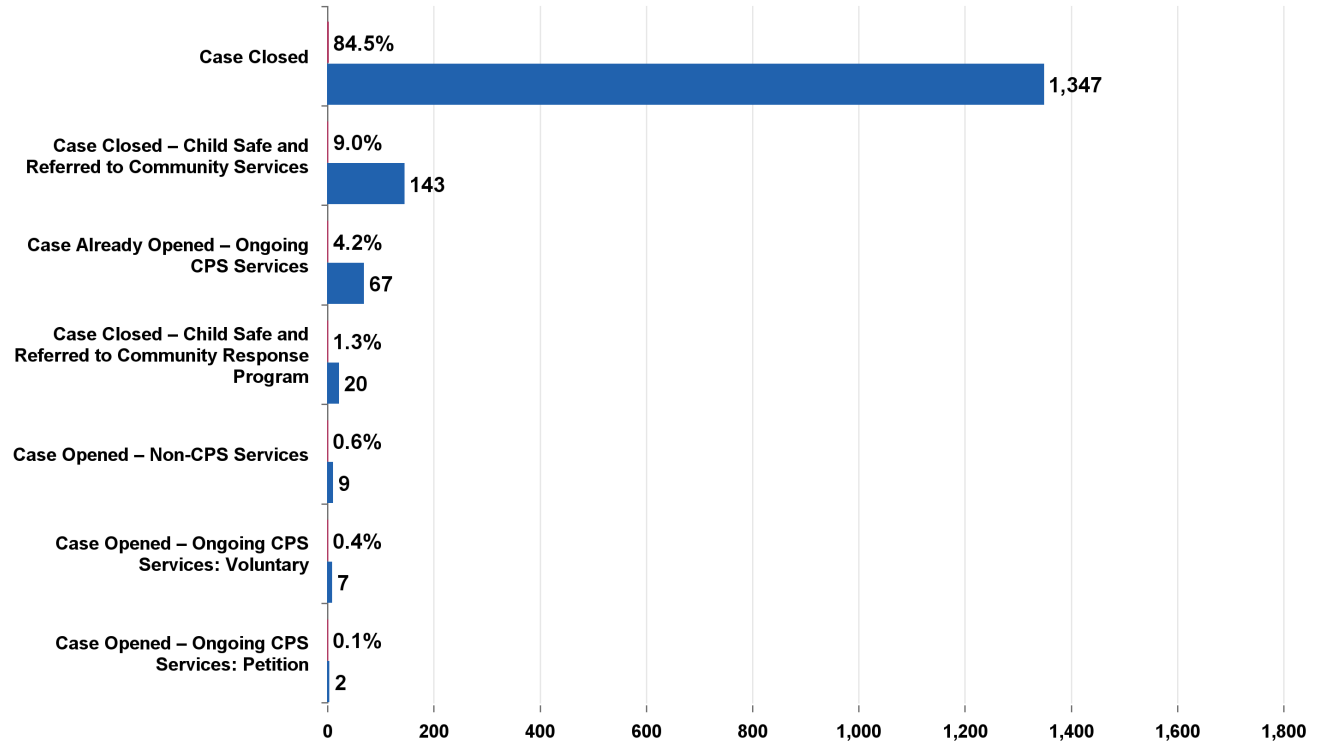


Wisconsin Child Abuse and Neglect Report for CY2021

Figure 31, below, shows the 1,595 secondary CPS initial assessments and non-caregiver investigations by initial assessment disposition conducted in 2021.

Figure 31

Initial Assessment Dispositions in Secondary and Non-Caregiver CPS Initial Assessments 2021



Wisconsin Child Abuse and Neglect Report for CY2021

Table 12, below, shows the frequency and percentage of initial assessment dispositions according to the safety decision for primary caregiver CPS initial assessments. In the majority (95.9 percent) of cases where the safety decision is safe, the case was closed. Conversely, in the majority (94 percent) of cases where the safety decision was unsafe, the case was either opened for some type of services or was already opened for ongoing CPS services. A safety assessment and analysis is not required in secondary CPS initial assessments and non-caregiver investigations because the child's safety within the family home is not the focus of the case.

Table 12

Safety Decision by Initial Assessment Disposition for Primary Caregiver CPS Initial Assessments 2021

| Initial Assessment Disposition | Safe | | Unsafe | | No Safety Decision | | Total | |
|---|---------------|--------------|--------------|--------------|--------------------|-------------|---------------|---------------|
| | Count | Percent | Count | Percent | Count | Percent | Count | Percent |
| Case Closed | 14,991 | 71.7% | 112 | 0.5% | 347 | 0.6% | 15,450 | 73.9% |
| Case Closed – Child Safe and Referred to Community Services | 1,974 | 9.4% | 32 | 0.2% | 109 | 0.2% | 2,115 | 10.1% |
| Case Opened – Ongoing CPS Services: Petition | 197 | 0.9% | 1,754 | 8.4% | 55 | 0.1% | 2,006 | 9.6% |
| Case Opened - Ongoing CPS Services: Voluntary | 220 | 1.1% | 324 | 1.5% | 1 | 0.0% | 545 | 2.6% |
| Case Already Opened – Ongoing CPS Services | 226 | 1.1% | 205 | 1.0% | 14 | 0.0% | 445 | 2.1% |
| Case Closed – Child Safe and Referred to Community Response Program | 236 | 1.1% | 3 | 0.0% | 11 | 0.0% | 250 | 1.2% |
| Case Opened – Non-CPS Services | 92 | 0.4% | 13 | 0.1% | 2 | 0.0% | 107 | 0.5% |
| Total | 17,936 | 85.7% | 2,443 | 11.7% | 539 | 2.6% | 20,918 | 100.0% |

Federal Performance Standards

As part of the Child and Family Services Review process, the U.S. Department of Health and Human Services (DHHS) has established casework performance indicators related to child safety and national performance standards. Casework performance indicators are assessed through case reviews and monitored by states as part of their quality improvement efforts. These indicators include timeliness for initiating CPS initial assessments and agency response to identifying, understanding and responding to child danger threats.

For the third round of state reviews, DHHS has modified the national performance standard definitions. The national performance standards measure state performance on the absence of maltreatment of children in out-of-home care (absence of maltreatment in out-of-home care rate) and the absence of incidents of repeat maltreatment (Absence of Maltreatment Recurrence Rate).

The absence of maltreatment in out-of-home care rate is calculated by identifying all children in out-of-home care who experienced a substantiated allegation during a 12-month time period and comparing that number to the number of days these children were in out-of-home care. The rate is derived from this comparison and is multiplied by 100,000 to determine the victimization rate per 100,000 days in care. The federal government’s standard is to have less than 8.5 victimizations per 100,000 days in care.

The absence of maltreatment recurrence rate is calculated by identifying all children who were victims of maltreatment in a 12-month time period and looking forward 12-months from each maltreatment instance to determine if these children experienced subsequent substantiated maltreatment. The Federal government’s standard is to have less than 9.1 percent of children experience a subsequent substantiation within 12 months.

As can be seen in Table 13 and Table 14, below, Wisconsin has surpassed both standards in the past five-years.

Table 13

**Wisconsin’s Performance on Federal Standards Third Round:
Absence of Maltreatment in Out-of-Home Care
CY 2017 – CY 2021**

| Measure | Standard | CY 2017 | CY 2018 | CY 2019 | CY 2020 | CY 2021 |
|--|--|---------|---------|---------|---------|---------|
| Of all children in out-of-home care during a 12-month time period, how many substantiated allegations occurred during this time in care? | Less than 8.5 victimizations per 100,000 days in care. | 3.6 | 3.4 | 3.8 | 2.8 | 4.4 |

* Historic data displayed in this table may be slightly different, and generally larger, than previously published Child Abuse and Neglect Reports due to data updates. Updates may be due to the appeals process resulting in overturned decisions or a lag in data entry.

Table 14

**Wisconsin’s Performance on Federal Standards Third Round:
Absence of Maltreatment Recurrence
CY 2017 – CY 2021**

| Measure | Standard | CY 2016 – CY 2017 | CY 2017 – CY 2018 | CY 2018 – CY 2019 | CY 2019 – CY 2020 | CY 2020 – CY 2021 |
|--|---|-------------------|-------------------|-------------------|-------------------|-------------------|
| Of all children who were victims of a substantiated maltreatment report, what percent were victims of another substantiated report within a 12-month period? | Less than 9.1% of children experience a subsequent substantiation within 12 months. | 3.8% | 4.8% | 3.5% | 3.5% | 3.5% |

Adoptions

Public Adoption is the adoption of children from the public child welfare system who are unable to return to their birth family. These children often have special care needs and may qualify for Adoption Assistance subsidies.

Within calendar year 2021, the Wisconsin Department of Children and Families facilitated the adoption of 679 children from public child welfare system, of which 606 children qualified for an Adoption Assistance subsidy. These 606 children received \$3,901,647 in Adoption Assistance payments in calendar year 2021. Total Adoption Assistance payments for all recipients in 2021 was \$87,866,766.94.

'Post-adoption placements' and 'post-guardianship placements' are situations where children who have been adopted or achieved guardianship enter out-of-home care (OHC). Within calendar year 2021, a total of 111 children entered out-of-home care under the placement and care responsibility of a county department or the Department of Children and Families under Ch. 48 or Ch. 938 of Wisconsin Statutes, after finalization of an adoption. A total of 50 children have documentation on the length of time between adoption finalization and when they entered out-of-home care. These 50 children entered out-of-home care an average of 71 months following the adoption finalization. The age group of these children at the time of their adoption prior to post-adoption OHC placement is shown in Table 15, below.

Within calendar year 2021, a total of 133 children entered out-of-home care under the placement and care responsibility of a county department or the Department of Children and Families under Ch. 48 or Ch. 938 of Wisconsin Statutes, after the establishment of a guardianship. A total of 64 children have documentation on the length of time between guardianship finalization and when they entered out-of-home care. These 64 children entered out-of-home care an average of 47 months after the guardianship was established. The age group of these children at the time of their guardianship prior to post-guardianship OHC placement is shown in Table 15, below.

Table 15

**Unique Child Age at the Time of Adoption or Guardianship,
Prior to Post-Adoption or Guardianship Placement**

CY 2021

| Age Group | Count of Unique Children in OHC After Adoption | Count of Unique Children in OHC After Guardianship |
|-------------------------|---|---|
| Less than two years old | 15 | 16 |
| Two to five years old | 34 | 22 |
| Six to twelve years old | 29 | 43 |
| Thirteen years or older | 5 | 24 |
| Unable to determine | 28 | 28 |
| Total | 111 | 133 |

Wisconsin Child Abuse and Neglect Report for CY2021

The age of children who have experienced placement post-adoption averaged 13.9 years old at the time they entered out-of-home care. The age of children who have experienced placement post-guardianship averaged 12.9 years old at the time they entered out-of-home care. Table 16, below displays these children by age group.

Table 16

Unique Child Age at the Time the Child Entered Out-of-Home Care After Adoption or Guardianship Finalization

CY 2021

| Age Group | Count of Unique Children in OHC After Adoption | Count of Unique Children in OHC After Guardianship |
|-------------------|--|--|
| Age < 1 - 3 years | 1 | 7 |
| Age 4 - 7 years | 3 | 9 |
| Age 8 - 11 years | 11 | 14 |
| Age 12 - 15 years | 58 | 64 |
| Age 16+ years | 38 | 39 |
| Total | 111 | 133 |

Table 17 and Table 18 display the type of previous adoption and type of guardianship that occurred for these children prior to their adoption or guardianship finalization. There are various types of adoptions and guardianships in Wisconsin. In order to adopt or assume guardianship in this state, families must meet certain requirements based on the type of adoption or guardianship they are completing.

Table 17

Type of Previous Adoption for Children in Finalized Adoptions

CY 2021

| Type of Previous Adoption | Count of Unique Children in OHC After Adoption |
|-----------------------------|--|
| Domestic | 12 |
| International | 6 |
| Public Child Welfare (SNAP) | 53 |
| Relative | 10 |
| Stepparent | 3 |
| Tribal / Customary Adoption | 3 |
| Unable to Determine | 24 |
| Total: | 111 |

Table 18

Type of Previous Guardianship for Children in Finalized Guardianships

CY 2021

| Type of Previous Guardianship | Count of Unique Children in OHC After Guardianship |
|--|--|
| Family Court - CH. 54 Guardianship | 27 |
| Guardianship under s. 48.977 | 58 |
| Out of State Guardianship | 12 |
| Public Child Welfare - Ch. 54 Guardianship | 3 |
| Unable to Determine | 33 |
| Total: | 133 |

Recommendations for Additional Legislation and Other Actions

Section 48.47(8)(a) of Wisconsin Statutes directs the department to include in this report recommendations for legislative consideration on issues related to child abuse and neglect. The department recommends legislative consideration of the following, which would fulfill the statutory purpose of this annual report to strengthen outcomes for children and families involved in or at risk of involvement in the child welfare system:

1. Support the recruitment, retention, and well-being of child welfare professionals across the state.

Wisconsin continues to experience challenges in the recruitment and retention of child welfare professionals. The inability to find and maintain consistency in our state's child welfare workforce can have a direct effect on the outcomes experienced by the children and families we serve. Attending to workforce challenges is a priority that has been identified by local child welfare agencies and community stakeholders, like Citizen Review Panels. Potential legislative efforts to increase the availability, quality, and retention of our workforce could include the following:

- Expanding the Title IV-E Stipend programs across our University of Wisconsin System;
- Creating statutory and other protections for child welfare professionals that acknowledge the impact of secondary trauma and stress associated with this work; and
- Investing in programs and policy that support our workforce in providing efficient, effective and timely interventions families need.

2. Help meet families' needs outside of child protection.

For the vast majority of reports screened in for an Initial Assessment, the assessment does not result in continued child protective services involvement. Many families have social service needs, but not child protection needs. A number of approaches would increase families access to those social service supports and simultaneously increase families' stability, while reducing child maltreatment:

- Invest in Family Resource Centers that focus on connecting families with acute social service needs (i.e., health and wellness education, employment readiness and opportunities, parenting support, etc.);
- Invest in quality and accessibility of substance and mental health treatment programs; and
- Invest in economic supports for households with the lowest incomes (i.e., increasing the refundable portion of state Earned Income Tax Credit (EITC), creating a state-refundable Child Tax Credit (CTC), expanding state Social Security Insurance (SSI), Wisconsin Works (W-2), and unemployment insurance payments).

3. Funding for the creation and expansion of family-centered services.

Keeping children with caregivers whom they love requires our child welfare system to have high-quality services that are available to children in community-based settings. This is an especially important for children with high acuity needs who often spend significant time away from their family in restrictive settings like residential care facilities. The accessibility of trauma-informed mental health services, substance use treatment and in-home parenting skills training can prevent children from being removed from their family. Efforts to support high-quality services include:

- Increasing GPR funding for innovative and evidenced-based practices to meet the needs of families;
- Infusing funding, similar to Targeted Safety Service Funds (TSSF), towards services and supports to relatives, kin and like-kin for those children who are temporarily removed from their family home; and
- Investing in community-based services that focus on timely reunification of children who may need brief care outside of their home.

Appendix A

Child Maltreatment Related Statutes

The following are excerpts from the Wisconsin Statutes that create the basis for persons to report suspected child maltreatment and for child protective services agencies to respond. The excerpts are from the 2015-2016 Wisconsin Statutes. Included in the excerpts are sections from Chapter 48, known as the Children's Code, and sections from criminal statutes that are cross-referenced in the Children's Code.

- Wis. Stat. s. 48.01, Title and legislative purpose
- Wis. Stat. s. 48.02, Definitions. This includes definitions of child maltreatment.
- Wis. Stat. s. 48.13, Jurisdiction over children alleged to be in need of protection or services. This describes the basis on which the local child protective services agencies (county social/human services departments and the Division of Milwaukee Child Protective Services) may petition the court to intervene with a family.
- Wis. Stat. s. 48.981, Abused or neglected children and abused unborn children. This section describes the reporting requirements of alleged child maltreatment and describes the child protective services agencies' duties and responsibilities.
- Wis. Stat. s. 939.22, Words and phrases defined. This section defines terms that are used in describing certain crimes, pursuant to Wis. Stat. s. 48.02, in order to define child maltreatment.
- Wis. Stat. s. 940.225, Sexual assault. This defines the crime of sexual assault pursuant to Wis. Stat. s. 48.02(1)(b).
- Wis. Stat. s. 944.30, Prostitution. This defines the crime of prostitution pursuant to Wis. Stat. s. 48.02(1)(d).
- Wis. Stat. s. 948.02, Sexual assault of a child. This is the first in a series of crimes from Chapter 948, known as Crimes Against Children, pursuant to Wis. Stat. s. 48.02(1)(b), in order to define child sexual abuse. The following sections are also cross-referenced under Wis. Stat. s. 48.02(1):
 - o Wis. Stat. s. 948.025, Engaging in repeated acts of sexual assault of the same child.
 - o Wis. Stat. s. 948.05, Sexual exploitation of a child.
 - o Wis. Stat. s. 948.051, Trafficking of a child.
 - o Wis. Stat. s. 948.055, Causing a child to view or listen to sexual activity.
 - o Wis. Stat. s. 948.085, Sexual assault of a child placed in substitute care.
 - o Wis. Stat. s. 948.10, Exposing genitals, pubic area, or intimate parts.

To view Wisconsin Statutes, please visit the Wisconsin State Legislature website at

<https://docs.legis.wisconsin.gov/statutes/prefaces/toc>

Appendix B

Unborn Child Abuse

Unborn child abuse is defined as “serious physical harm inflicted on the unborn child, and the risk of serious physical harm to the child when born, caused by the habitual lack of self-control of the expectant mother of the unborn child in the use of alcohol beverages, controlled substances or controlled substance analogs, exhibited to a severe degree.” [Ref. Wis. Stat. s. 48.02(1)(am)] The maltreatment allegation of unborn child abuse is excluded from maltreatment allegation counts in the body of this report and presented here separately. Please note that as of November 2015, unborn child abuse only have maltreatment determinations of "services needed", or "services not needed", rather than substantiation determinations.

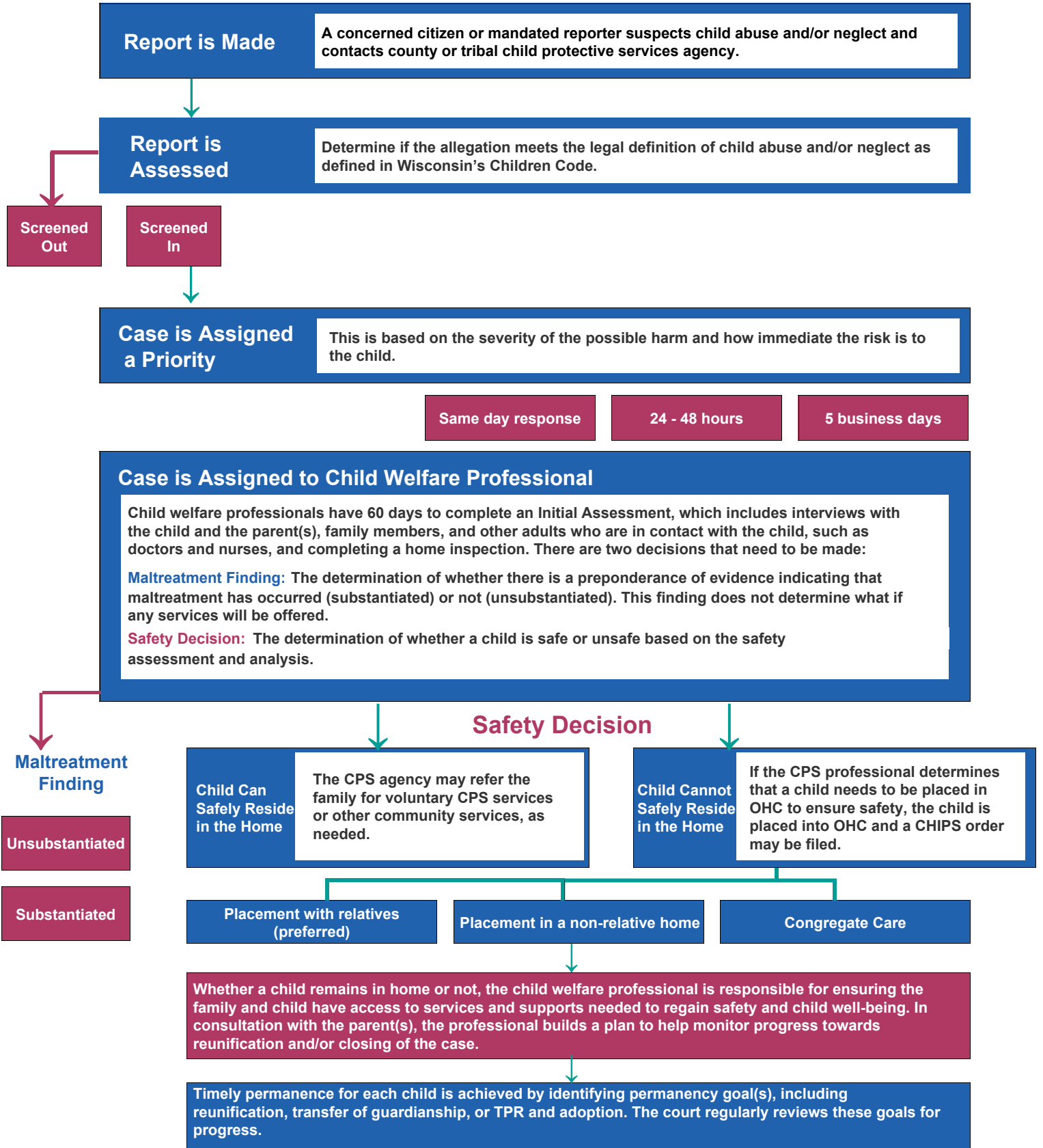
The maltreatment allegation of unborn child abuse is excluded from maltreatment allegation counts in the body of this report and presented here separately.

- In calendar year 2021, CPS agencies screened-in 346 allegations of unborn child abuse for further assessment.
- The most common reporters of screened-in unborn child abuse allegations were social service professionals (32 percent), legal/law enforcement professionals (16 percent), and medical professionals (14 percent).
- A total of 50 of the 346 screened-in allegations (14.5 percent) of unborn child abuse had a finding of "services needed" at the conclusion of the initial assessment. Additionally, 35 children were placed in out-of-home care within 60 days of an allegation of unborn child abuse.

Appendix C

An Overview of the CPS Process

No two child welfare cases are the same as family dynamics and stressors vary. While the below diagram provides a high-level overview of the CPS process, it is important to note that a child can be removed at any time if deemed unsafe. When a child is safe, a case can be closed at any step of the process.



Wisconsin Child Abuse and Neglect Report for CY2021

For additional information about case flows, please visit:

[> Case Flow Chart for Access.](#)

[> Case Flow Chart for Initial Assessment.](#)

Wisconsin Child Abuse and Neglect Report for CY2021

Appendix D

Data Collection and Interpretation

Data Collection Process

Data for this report is from the Child Welfare Data Warehouse (dWiSACWIS). The data in dWiSACWIS is sourced from the electronic Wisconsin Statewide Automated Child Welfare Information System (eWiSACWIS). eWiSACWIS allows CPS professionals, supervisors and administrators to support management and documentation of child welfare practice responsibilities for CPS access, initial assessment, ongoing services case management, court process, out-of-home placements, and more. The quality of the data in this report is dependent upon the accuracy and timeliness of data recorded by the local agencies.

Evolution of data collection

The following provides historical background of how system and/or policy changes affected child welfare data collection over the past several years. CPS agencies began using eWiSACWIS in 2001 and statewide rollout of the system was completed in 2004. As a result, child welfare data collected prior to 2005 includes data from both eWiSACWIS and the CFS-40 forms, which counties completed at the conclusion of CPS initial assessments. Counties manually entered the data into a child maltreatment database.

In 2005 and 2006, the eWiSACWIS system required entry of a new allegation for every maltreater alleged for each child. Therefore, if neglect was alleged for one child by both parents it counted as two neglect allegations. The legacy CFS-40 data system counted allegations once per maltreatment type per child (regardless of the number of maltreaters).

Effective October 1, 2006, 2005 Wisconsin Act 232 eliminated the requirement that CPS agencies complete a CPS initial assessment in situations where the alleged maltreater is not a caregiver for the children. While an initial assessment is no longer required in these situations the instance may still be referred to law enforcement and the family may be offered services. Due to this law change, there was a significant decline in the number of non-caregiver CPS initial assessments completed beginning in 2007. As non-caregivers, such as peers, family friends, or strangers, tend to comprise a significant proportion of sexual abuse cases, the number of sexual abuse substantiations statewide declined after 2006.

Changes in child welfare policy and practice have also impacted the use of the 'abuse likely to occur' finding in calendar year 2007. At the beginning of calendar year 2007, the Bureau of Milwaukee Child Welfare (renamed the Division of Milwaukee Child Protective Services in 2015) discontinued use of the 'abuse likely to occur' allegation type. With the release of the new statewide Access and Initial Assessment Standards in September 2007, the 'abuse likely to occur' allegation was removed as a maltreatment type for the entire state. The 'abuse likely to occur' allegation type was discontinued because it lacked a definition that would allow consistent usage and make it clearly distinguishable from the other maltreatment types. It was found that the 'abuse likely to occur' allegation could be more appropriately categorized under one of the other maltreatment types to represent the risk of maltreatment, in most cases neglect. The 2008 data is the first calendar year with no 'abuse likely to occur' data.

In September 2007, the eWiSACWIS system was modified to allow allegations to be counted once per maltreatment type per child while also separately maintaining data on maltreaters. The impact of these data entry practices are most readily seen in the neglect maltreatment type as these situations more often involve maltreatment by multiple individuals.

In November 2015, policy changes revised the maltreatment determination options for unborn child abuse to be 'services needed', or 'services not needed', rather than substantiating or unsubstantiating the allegation.

Wisconsin Child Abuse and Neglect Report for CY2021

Appendix D

Data Collection and Interpretation

Data Interpretation

As with previous publications, data for this edition of the Wisconsin Child Abuse and Neglect Report includes some cases in which the alleged maltreatment occurred in a previous year but was reported and assessed in this year.

Counts of CPS reports, initial assessments, allegations, and other figures are displayed in the appendices, by county. As some reports and initial assessments transfer county ownership, the 2021 Child Abuse and Neglect Report is reporting these figures by the supervisor who approved the CPS report or initial assessment.

Wisconsin Child Abuse and Neglect Report for CY2021

Appendix E

Total CPS Referrals and Screening Decisions by County 2021

| County | Total CPS Referrals | Screen-out CPS Referrals | Screen-out Percent | Screen-in CPS Referrals | Percent Screened-in | Screen-in Service Referrals | Screen-out Service Referrals |
|-------------|---------------------|--------------------------|--------------------|-------------------------|---------------------|-----------------------------|------------------------------|
| Adams | 421 | 331 | 78.6% | 90 | 21.4% | 41 | 24 |
| Ashland | 227 | 153 | 67.4% | 74 | 32.6% | 72 | 49 |
| Barron | 668 | 445 | 66.6% | 223 | 33.4% | 58 | 151 |
| Bayfield | 108 | 54 | 50.0% | 54 | 50.0% | 41 | 41 |
| Brown | 4,574 | 2,879 | 62.9% | 1,695 | 37.1% | 297 | 73 |
| Buffalo | 190 | 148 | 77.9% | 42 | 22.1% | 14 | 29 |
| Burnett | 383 | 280 | 73.1% | 103 | 26.9% | 22 | 37 |
| Calumet | 515 | 403 | 78.3% | 112 | 21.7% | 124 | 9 |
| Chippewa | 805 | 609 | 75.7% | 196 | 24.3% | 40 | 33 |
| Clark | 422 | 318 | 75.4% | 104 | 24.6% | 33 | 18 |
| Columbia | 819 | 644 | 78.6% | 175 | 21.4% | 151 | 128 |
| Crawford | 189 | 122 | 64.6% | 67 | 35.4% | 76 | 21 |
| Dane | 4,461 | 3,640 | 81.6% | 821 | 18.4% | 156 | 274 |
| Dodge | 940 | 714 | 76.0% | 226 | 24.0% | 169 | 13 |
| Door | 507 | 378 | 74.6% | 129 | 25.4% | 49 | 26 |
| Douglas | 1,020 | 641 | 62.8% | 379 | 37.2% | 192 | 135 |
| Dunn | 692 | 545 | 78.8% | 147 | 21.2% | 46 | 6 |
| Eau Claire | 1,287 | 907 | 70.5% | 380 | 29.5% | 94 | 37 |
| Florence | 45 | 30 | 66.7% | 15 | 33.3% | 2 | 1 |
| Fond Du Lac | 1,411 | 998 | 70.7% | 413 | 29.3% | 102 | 166 |
| Forest | 119 | 70 | 58.8% | 49 | 41.2% | 58 | 66 |
| Grant | 610 | 411 | 67.4% | 199 | 32.6% | 225 | 56 |
| Green | 551 | 390 | 70.8% | 161 | 29.2% | 67 | 8 |
| Green Lake | 259 | 181 | 69.9% | 78 | 30.1% | 37 | 25 |
| Iowa | 257 | 190 | 73.9% | 67 | 26.1% | 19 | 6 |
| Iron | 65 | 36 | 55.4% | 29 | 44.6% | 3 | 1 |
| Jackson | 472 | 321 | 68.0% | 151 | 32.0% | 17 | 7 |
| Jefferson | 848 | 572 | 67.5% | 276 | 32.5% | 103 | 26 |
| Juneau | 487 | 349 | 71.7% | 138 | 28.3% | 33 | 46 |
| Kenosha | 2,843 | 1,997 | 70.2% | 846 | 29.8% | 125 | 30 |
| Kewaunee | 258 | 170 | 65.9% | 88 | 34.1% | 41 | 17 |
| La Crosse | 699 | 435 | 62.2% | 264 | 37.8% | 61 | 568 |
| Lafayette | 206 | 151 | 73.3% | 55 | 26.7% | 61 | 5 |

Wisconsin Child Abuse and Neglect Report for CY2021

Appendix E

Total CPS Referrals and Screening Decisions by County 2021

| County | Total CPS Referrals | Screen-out CPS Referrals | Screen-out Percent | Screen-in CPS Referrals | Percent Screened-in | Screen-in Service Referrals | Screen-out Service Referrals |
|-------------|---------------------|--------------------------|--------------------|-------------------------|---------------------|-----------------------------|------------------------------|
| Langlade | 419 | 250 | 59.7% | 169 | 40.3% | 52 | 6 |
| Lincoln | 377 | 242 | 64.2% | 135 | 35.8% | 41 | 14 |
| Manitowoc | 995 | 553 | 55.6% | 442 | 44.4% | 98 | 96 |
| Marathon | 1,571 | 1,063 | 67.7% | 508 | 32.3% | 124 | 19 |
| Marinette | 668 | 541 | 81.0% | 127 | 19.0% | 43 | 229 |
| Marquette | 180 | 130 | 72.2% | 50 | 27.8% | 20 | 17 |
| Menominee | 111 | 38 | 34.2% | 73 | 65.8% | 12 | 14 |
| Milwaukee | 13,608 | 7,462 | 54.8% | 6,146 | 45.2% | 977 | 67 |
| Monroe | 814 | 635 | 78.0% | 179 | 22.0% | 22 | 64 |
| Oconto | 662 | 489 | 73.9% | 173 | 26.1% | 72 | 21 |
| Oneida | 501 | 333 | 66.5% | 168 | 33.5% | 200 | 17 |
| Outagamie | 3,407 | 2,556 | 75.0% | 851 | 25.0% | 71 | 184 |
| Ozaukee | 508 | 356 | 70.1% | 152 | 29.9% | 33 | 66 |
| Pepin | 99 | 68 | 68.7% | 31 | 31.3% | 17 | 18 |
| Pierce | 644 | 510 | 79.2% | 134 | 20.8% | 24 | 72 |
| Polk | 665 | 446 | 67.1% | 219 | 32.9% | 144 | 4 |
| Portage | 797 | 515 | 64.6% | 282 | 35.4% | 23 | 15 |
| Price | 134 | 102 | 76.1% | 32 | 23.9% | 23 | 2 |
| Racine | 2,556 | 1,696 | 66.4% | 860 | 33.6% | 251 | 34 |
| Richland | 229 | 178 | 77.7% | 51 | 22.3% | 60 | 25 |
| Rock | 3,107 | 2,058 | 66.2% | 1,049 | 33.8% | 127 | 55 |
| Rusk | 191 | 136 | 71.2% | 55 | 28.8% | 71 | 19 |
| Saint Croix | 1,016 | 700 | 68.9% | 316 | 31.1% | 66 | 11 |
| Sauk | 730 | 498 | 68.2% | 232 | 31.8% | 102 | 351 |
| Sawyer | 235 | 162 | 68.9% | 73 | 31.1% | 33 | 93 |
| Shawano | 815 | 650 | 79.8% | 165 | 20.2% | 90 | 3 |
| Sheboygan | 967 | 616 | 63.7% | 351 | 36.3% | 185 | 42 |
| Taylor | 226 | 128 | 56.6% | 98 | 43.4% | 36 | 8 |
| Trempealeau | 491 | 367 | 74.7% | 124 | 25.3% | 127 | 32 |
| Vernon | 239 | 128 | 53.6% | 111 | 46.4% | 115 | 19 |
| Vilas | 170 | 97 | 57.1% | 73 | 42.9% | 71 | 241 |
| Walworth | 638 | 493 | 77.3% | 145 | 22.7% | 148 | 15 |
| Washburn | 288 | 223 | 77.4% | 65 | 22.6% | 25 | 54 |

Wisconsin Child Abuse and Neglect Report for CY2021

Appendix E

Total CPS Referrals and Screening Decisions by County
2021

| County | Total CPS Referrals | Screen-out CPS Referrals | Screen-out Percent | Screen-in CPS Referrals | Percent Screened-in | Screen-in Service Referrals | Screen-out Service Referrals |
|--------------------|---------------------|--------------------------|--------------------|-------------------------|---------------------|-----------------------------|------------------------------|
| Washington | 898 | 773 | 86.1% | 125 | 13.9% | 52 | 43 |
| Waukesha | 2,065 | 1,657 | 80.2% | 408 | 19.8% | 277 | 111 |
| Waupaca | 795 | 531 | 66.8% | 264 | 33.2% | 70 | 25 |
| Waushara | 411 | 313 | 76.2% | 98 | 23.8% | 62 | 4 |
| Winnebago | 3,102 | 2,405 | 77.5% | 697 | 22.5% | 261 | 127 |
| Wood | 1,593 | 1,285 | 80.7% | 308 | 19.3% | 83 | 34 |
| State Total | 74,280 | 50,895 | 68.5% | 23,385 | 31.5% | 6,937 | 4,403 |

Wisconsin Child Abuse and Neglect Report for CY2021

Appendix F

CPS Reports per 1,000 Children by County * 2021

| County | 2021 Child Population (Ages 0-17) | Total CPS Reports | CPS Reports per 1,000 Population |
|-------------|-----------------------------------|-------------------|----------------------------------|
| Adams | 2,832 | 142 | 50.1 |
| Ashland | 3,345 | 116 | 34.7 |
| Barron | 9,654 | 370 | 38.3 |
| Bayfield | 2,630 | 86 | 32.7 |
| Brown | 61,790 | 2,915 | 47.2 |
| Buffalo | 2,614 | 66 | 25.2 |
| Burnett | 2,621 | 145 | 55.3 |
| Calumet | 11,463 | 175 | 15.3 |
| Chippewa | 14,021 | 303 | 21.6 |
| Clark | 10,259 | 167 | 16.3 |
| Columbia | 12,003 | 290 | 24.2 |
| Crawford | 3,188 | 101 | 31.7 |
| Dane | 110,215 | 1,248 | 11.3 |
| Dodge | 16,898 | 303 | 17.9 |
| Door | 4,496 | 183 | 40.7 |
| Douglas | 8,437 | 584 | 69.2 |
| Dunn | 8,723 | 253 | 29.0 |
| Eau Claire | 21,076 | 588 | 27.9 |
| Florence | 613 | 22 | 35.9 |
| Fond Du Lac | 21,669 | 715 | 33.0 |
| Forest | 1,718 | 63 | 36.7 |
| Grant | 10,676 | 294 | 27.5 |
| Green | 7,930 | 256 | 32.3 |
| Green Lake | 4,127 | 129 | 31.3 |
| Iowa | 5,205 | 98 | 18.8 |
| Iron | 869 | 44 | 50.6 |
| Jackson | 4,420 | 230 | 52.0 |
| Jefferson | 17,317 | 435 | 25.1 |
| Juneau | 5,353 | 219 | 40.9 |
| Kenosha | 37,450 | 1,326 | 35.4 |
| Kewaunee | 4,235 | 142 | 33.5 |
| La Crosse | 23,103 | 409 | 17.7 |
| Lafayette | 3,993 | 87 | 21.8 |

Wisconsin Child Abuse and Neglect Report for CY2021

Appendix F

CPS Reports per 1,000 Children by County * 2021

| County | 2021 Child Population (Ages 0-17) | Total CPS Reports | CPS Reports per 1,000 Population |
|-------------|-----------------------------------|-------------------|----------------------------------|
| Langlade | 3,709 | 274 | 73.9 |
| Lincoln | 4,959 | 214 | 43.2 |
| Manitowoc | 16,015 | 724 | 45.2 |
| Marathon | 30,696 | 867 | 28.2 |
| Marinette | 7,613 | 195 | 25.6 |
| Marquette | 2,961 | 77 | 26.0 |
| Menominee | 1,511 | 150 | 99.3 |
| Milwaukee | 224,058 | 9,627 | 43.0 |
| Monroe | 11,677 | 279 | 23.9 |
| Oconto | 7,689 | 303 | 39.4 |
| Oneida | 6,099 | 259 | 42.5 |
| Outagamie | 43,675 | 1,458 | 33.4 |
| Ozaukee | 18,941 | 214 | 11.3 |
| Pepin | 1,571 | 43 | 27.4 |
| Pierce | 8,682 | 210 | 24.2 |
| Polk | 8,856 | 332 | 37.5 |
| Portage | 13,439 | 459 | 34.2 |
| Price | 2,339 | 48 | 20.5 |
| Racine | 44,587 | 1,398 | 31.4 |
| Richland | 3,680 | 79 | 21.5 |
| Rock | 36,951 | 1,898 | 51.4 |
| Rusk | 2,824 | 106 | 37.5 |
| Saint Croix | 22,212 | 463 | 20.8 |
| Sauk | 14,555 | 395 | 27.1 |
| Sawyer | 3,180 | 117 | 36.8 |
| Shawano | 8,665 | 268 | 30.9 |
| Sheboygan | 25,049 | 544 | 21.7 |
| Taylor | 4,646 | 169 | 36.4 |
| Trempealeau | 7,485 | 189 | 25.3 |
| Vernon | 7,990 | 175 | 21.9 |
| Vilas | 3,717 | 129 | 34.7 |
| Walworth | 20,805 | 258 | 12.4 |
| Washburn | 2,873 | 110 | 38.3 |
| Washington | 29,082 | 180 | 6.2 |

Wisconsin Child Abuse and Neglect Report for CY2021

Appendix F

CPS Reports per 1,000 Children by County * 2021

| County | 2021 Child Population (Ages 0-17) | Total CPS Reports | CPS Reports per 1,000 Population |
|--------------------|--------------------------------------|-------------------|-------------------------------------|
| Waukesha | 85,747 | 591 | 6.9 |
| Waupaca | 10,278 | 420 | 40.9 |
| Waushara | 4,322 | 163 | 37.7 |
| Winnebago | 34,759 | 1,116 | 32.1 |
| Wood | 15,684 | 527 | 33.6 |
| State Total | 1,258,524 | 37,532 | 29.8 |

* Population Source: Office of Juvenile Justice 2020 Easy Access Population Profile <https://www.ojjdp.gov>

Per capita measures in the 2021 report use data from the 2020 census as the denominator.

Wisconsin Child Abuse and Neglect Report for CY2021

Appendix G

County Maltreatment Substantiation Rates 2021

| County | Number of CPS Initial Assessments | Total CPS Reports | Traditional Response Maltreatment Allegations | Maltreatment Substantiation Count | Maltreatment Substantiation Rate |
|-------------|-----------------------------------|-------------------|---|-----------------------------------|----------------------------------|
| Adams | 85 | 142 | 219 | 33 | 15.1% |
| Ashland | 70 | 116 | 119 | 23 | 19.3% |
| Barron | 220 | 370 | 141 | 28 | 19.9% |
| Bayfield | 52 | 86 | 95 | 1 | 1.1% |
| Brown | 1,650 | 2,915 | 3,312 | 356 | 10.7% |
| Buffalo | 42 | 66 | 80 | 25 | 31.3% |
| Burnett | 95 | 145 | 168 | 22 | 13.1% |
| Calumet | 104 | 175 | 203 | 43 | 21.2% |
| Chippewa | 192 | 303 | 335 | 59 | 17.6% |
| Clark | 104 | 167 | 188 | 53 | 28.2% |
| Columbia | 172 | 290 | 325 | 14 | 4.3% |
| Crawford | 66 | 101 | 114 | 20 | 17.5% |
| Dane | 805 | 1,248 | 1,412 | 218 | 15.4% |
| Dodge | 225 | 303 | 165 | 26 | 15.8% |
| Door | 125 | 183 | 207 | 23 | 11.1% |
| Douglas | 348 | 584 | 370 | 37 | 10.0% |
| Dunn | 146 | 253 | 287 | 59 | 20.6% |
| Eau Claire | 355 | 588 | 504 | 117 | 23.2% |
| Florence | 15 | 22 | 32 | 7 | 21.9% |
| Fond Du Lac | 398 | 715 | 610 | 118 | 19.3% |
| Forest | 48 | 63 | 71 | 17 | 23.9% |
| Grant | 191 | 294 | 358 | 53 | 14.8% |
| Green | 154 | 256 | 316 | 32 | 10.1% |
| Green Lake | 75 | 129 | 134 | 40 | 29.9% |
| Iowa | 63 | 98 | 108 | 9 | 8.3% |
| Iron | 28 | 44 | 47 | 8 | 17.0% |
| Jackson | 140 | 230 | 271 | 86 | 31.7% |
| Jefferson | 276 | 435 | 162 | 40 | 24.7% |
| Juneau | 133 | 219 | 276 | 60 | 21.7% |
| Kenosha | 791 | 1,326 | 1,539 | 212 | 13.8% |
| Kewaunee | 88 | 142 | 144 | 20 | 13.9% |
| La Crosse | 262 | 409 | 188 | 43 | 22.9% |
| Lafayette | 54 | 87 | 97 | 34 | 35.1% |

Wisconsin Child Abuse and Neglect Report for CY2021

Appendix G

County Maltreatment Substantiation Rates 2021

| County | Number of CPS Initial Assessments | Total CPS Reports | Traditional Response Maltreatment Allegations | Maltreatment Substantiation Count | Maltreatment Substantiation Rate |
|-------------|-----------------------------------|-------------------|---|-----------------------------------|----------------------------------|
| Langlade | 161 | 274 | 299 | 48 | 16.1% |
| Lincoln | 130 | 214 | 255 | 70 | 27.5% |
| Manitowoc | 434 | 724 | 447 | 156 | 34.9% |
| Marathon | 501 | 867 | 169 | 68 | 40.2% |
| Marinette | 124 | 195 | 228 | 35 | 15.4% |
| Marquette | 46 | 77 | 90 | 18 | 20.0% |
| Menominee | 73 | 150 | 195 | 1 | 0.5% |
| Milwaukee | 5,877 | 9,627 | 11,242 | 600 | 5.3% |
| Monroe | 177 | 279 | 345 | 46 | 13.3% |
| Oconto | 166 | 303 | 343 | 49 | 14.3% |
| Oneida | 167 | 259 | 303 | 40 | 13.2% |
| Outagamie | 817 | 1,458 | 746 | 47 | 6.3% |
| Ozaukee | 143 | 214 | 256 | 49 | 19.1% |
| Pepin | 31 | 43 | 44 | 6 | 13.6% |
| Pierce | 132 | 210 | 133 | 41 | 30.8% |
| Polk | 206 | 332 | 379 | 37 | 9.8% |
| Portage | 269 | 459 | 511 | 140 | 27.4% |
| Price | 29 | 48 | 53 | 7 | 13.2% |
| Racine | 822 | 1,398 | 1,416 | 224 | 15.8% |
| Richland | 50 | 79 | 88 | 12 | 13.6% |
| Rock | 1,004 | 1,898 | 2,175 | 193 | 8.9% |
| Rusk | 55 | 106 | 121 | 38 | 31.4% |
| Saint Croix | 307 | 463 | 510 | 50 | 9.8% |
| Sauk | 222 | 395 | 246 | 51 | 20.7% |
| Sawyer | 73 | 117 | 124 | 3 | 2.4% |
| Shawano | 159 | 268 | 299 | 19 | 6.4% |
| Sheboygan | 342 | 544 | 575 | 40 | 7.0% |
| Taylor | 92 | 169 | 200 | 51 | 25.5% |
| Trempealeau | 118 | 189 | 201 | 32 | 15.9% |
| Vernon | 105 | 175 | 203 | 19 | 9.4% |
| Vilas | 71 | 129 | 139 | 27 | 19.4% |
| Walworth | 144 | 258 | 302 | 55 | 18.2% |
| Washburn | 63 | 110 | 120 | 22 | 18.3% |

Wisconsin Child Abuse and Neglect Report for CY2021

Appendix G

County Maltreatment Substantiation Rates
2021

| County | Number of CPS Initial Assessments | Total CPS Reports | Traditional Response Maltreatment Allegations | Maltreatment Substantiation Count | Maltreatment Substantiation Rate |
|--------------------|-----------------------------------|-------------------|---|-----------------------------------|----------------------------------|
| Washington | 125 | 180 | 209 | 29 | 13.9% |
| Waukesha | 398 | 591 | 691 | 117 | 16.9% |
| Waupaca | 246 | 420 | 372 | 77 | 20.7% |
| Waushara | 97 | 163 | 76 | 19 | 25.0% |
| Winnebago | 668 | 1,116 | 540 | 90 | 16.7% |
| Wood | 305 | 527 | 611 | 172 | 28.2% |
| State Total | 22,513 | 37,532 | 37,853 | 4,734 | 12.5% |

Wisconsin Child Abuse and Neglect Report for CY2021

Appendix H

Child Victimization Rate by County * ^ 2021

| County | 2021 Child Population (Ages 0-17) | Number of Child Victims | Child Victims per 1,000 Population |
|-------------|--------------------------------------|----------------------------|---------------------------------------|
| Adams | 2,832 | 26 | 9.2 |
| Ashland | 3,345 | 15 | 4.5 |
| Barron | 9,654 | 25 | 2.6 |
| Bayfield | 2,630 | 1 | 0.4 |
| Brown | 61,790 | 317 | 5.1 |
| Buffalo | 2,614 | 22 | 8.4 |
| Burnett | 2,621 | 21 | 8.0 |
| Calumet | 11,463 | 38 | 3.3 |
| Chippewa | 14,021 | 54 | 3.9 |
| Clark | 10,259 | 51 | 5.0 |
| Columbia | 12,003 | 14 | 1.2 |
| Crawford | 3,188 | 18 | 5.6 |
| Dane | 110,215 | 193 | 1.8 |
| Dodge | 16,898 | 25 | 1.5 |
| Door | 4,496 | 20 | 4.4 |
| Douglas | 8,437 | 31 | 3.7 |
| Dunn | 8,723 | 57 | 6.5 |
| Eau Claire | 21,076 | 104 | 4.9 |
| Florence | 613 | 4 | 6.5 |
| Fond Du Lac | 21,669 | 108 | 5.0 |
| Forest | 1,718 | 15 | 8.7 |
| Grant | 10,676 | 47 | 4.4 |
| Green | 7,930 | 31 | 3.9 |
| Green Lake | 4,127 | 34 | 8.2 |
| Iowa | 5,205 | 9 | 1.7 |
| Iron | 869 | 6 | 6.9 |
| Jackson | 4,420 | 74 | 16.7 |
| Jefferson | 17,317 | 36 | 2.1 |
| Juneau | 5,353 | 48 | 9.0 |
| Kenosha | 37,450 | 188 | 5.0 |
| Kewaunee | 4,235 | 17 | 4.0 |
| La Crosse | 23,103 | 38 | 1.6 |
| Lafayette | 3,993 | 28 | 7.0 |

Wisconsin Child Abuse and Neglect Report for CY2021

Appendix H

Child Victimization Rate by County * ^ 2021

| County | 2021 Child Population (Ages 0-17) | Number of Child Victims | Child Victims per 1,000 Population |
|-------------|-----------------------------------|-------------------------|------------------------------------|
| Langlade | 3,709 | 44 | 11.9 |
| Lincoln | 4,959 | 60 | 12.1 |
| Manitowoc | 16,015 | 144 | 9.0 |
| Marathon | 30,696 | 64 | 2.1 |
| Marinette | 7,613 | 33 | 4.3 |
| Marquette | 2,961 | 15 | 5.1 |
| Menominee | 1,511 | 1 | 0.7 |
| Milwaukee | 224,058 | 560 | 2.5 |
| Monroe | 11,677 | 34 | 2.9 |
| Oconto | 7,689 | 47 | 6.1 |
| Oneida | 6,099 | 37 | 6.1 |
| Outagamie | 43,675 | 42 | 1.0 |
| Ozaukee | 18,941 | 44 | 2.3 |
| Pepin | 1,571 | 6 | 3.8 |
| Pierce | 8,682 | 37 | 4.3 |
| Polk | 8,856 | 32 | 3.6 |
| Portage | 13,439 | 124 | 9.2 |
| Price | 2,339 | 7 | 3.0 |
| Racine | 44,587 | 201 | 4.5 |
| Richland | 3,680 | 11 | 3.0 |
| Rock | 36,951 | 182 | 4.9 |
| Rusk | 2,824 | 35 | 12.4 |
| Saint Croix | 22,212 | 50 | 2.3 |
| Sauk | 14,555 | 44 | 3.0 |
| Sawyer | 3,180 | 3 | 0.9 |
| Shawano | 8,665 | 18 | 2.1 |
| Sheboygan | 25,049 | 40 | 1.6 |
| Taylor | 4,646 | 43 | 9.3 |
| Trempealeau | 7,485 | 26 | 3.5 |
| Vernon | 7,990 | 18 | 2.3 |
| Vilas | 3,717 | 25 | 6.7 |
| Walworth | 20,805 | 53 | 2.5 |
| Washburn | 2,873 | 18 | 6.3 |
| Washington | 29,082 | 28 | 1.0 |

Wisconsin Child Abuse and Neglect Report for CY2021

Appendix H

Child Victimization Rate by County * ^ 2021

| County | 2021 Child Population (Ages 0-17) | Number of Child Victims | Child Victims per 1,000 Population |
|--------------------|--------------------------------------|----------------------------|---------------------------------------|
| Waukesha | 85,747 | 110 | 1.3 |
| Waupaca | 10,278 | 59 | 5.7 |
| Waushara | 4,322 | 18 | 4.2 |
| Winnebago | 34,759 | 83 | 2.4 |
| Wood | 15,684 | 143 | 9.1 |
| State Total | 1,258,524 | 4,254 | 3.4 |

* The 'Number of Child Victims' column represents the counts of children victimized in a specific county. This figure is larger than the 4,248 unique maltreated children listed in the report as children may be victimized in more than one county.

^ Population Source: Office of Juvenile Justice 2020 Easy Access Population Profile: <https://ojjdp.gov>

Per capita measures in the 2021 report use data from the 2020 census as the denominator.

Wisconsin Child Abuse and Neglect Report for CY2021

Appendix I

Total Maltreatment Allegations by Maltreatment Type and Maltreatment Finding, by County * ^ ~ 2021

| County | Total CPS Reports | Neglect | | | | Physical Abuse | | | | Sexual Abuse | | | | Emotional Abuse | | | |
|-------------|-------------------|---------|--------|--------------------|-------|----------------|--------|--------------------|-------|--------------|--------|--------------------|-------|-----------------|--------|--------------------|-------|
| | | Sub. | Unsub. | Not Able to Locate | Total | Sub. | Unsub. | Not Able to Locate | Total | Sub. | Unsub. | Not Able to Locate | Total | Sub. | Unsub. | Not Able to Locate | Total |
| Adams | 142 | 25 | 90 | 0 | 115 | 5 | 55 | 0 | 60 | 3 | 37 | 0 | 40 | 0 | 4 | 0 | 4 |
| Ashland | 116 | 18 | 52 | 0 | 70 | 0 | 20 | 0 | 20 | 5 | 17 | 5 | 27 | 0 | 2 | 0 | 2 |
| Barron | 370 | 15 | 55 | 1 | 71 | 5 | 11 | 0 | 16 | 8 | 41 | 2 | 51 | 0 | 3 | 0 | 3 |
| Bayfield | 86 | 1 | 54 | 2 | 57 | 0 | 22 | 0 | 22 | 0 | 11 | 1 | 12 | 0 | 4 | 0 | 4 |
| Brown | 2,915 | 232 | 1,871 | 38 | 2,141 | 67 | 615 | 2 | 684 | 56 | 258 | 7 | 321 | 1 | 165 | 0 | 166 |
| Buffalo | 66 | 19 | 25 | 0 | 44 | 1 | 13 | 0 | 14 | 3 | 11 | 0 | 14 | 2 | 6 | 0 | 8 |
| Burnett | 145 | 13 | 98 | 5 | 116 | 5 | 25 | 0 | 30 | 4 | 15 | 2 | 21 | 0 | 1 | 0 | 1 |
| Calumet | 175 | 35 | 87 | 0 | 122 | 3 | 40 | 0 | 43 | 5 | 24 | 0 | 29 | 0 | 9 | 0 | 9 |
| Chippewa | 303 | 48 | 140 | 0 | 188 | 1 | 78 | 2 | 81 | 9 | 49 | 1 | 59 | 1 | 6 | 0 | 7 |
| Clark | 167 | 31 | 84 | 0 | 115 | 3 | 30 | 0 | 33 | 19 | 17 | 1 | 37 | 0 | 3 | 0 | 3 |
| Columbia | 290 | 9 | 194 | 1 | 204 | 2 | 77 | 1 | 80 | 3 | 27 | 1 | 31 | 0 | 10 | 0 | 10 |
| Crawford | 101 | 12 | 53 | 1 | 66 | 3 | 25 | 0 | 28 | 5 | 15 | 0 | 20 | 0 | 0 | 0 | 0 |
| Dane | 1,248 | 133 | 650 | 63 | 846 | 27 | 256 | 7 | 290 | 58 | 194 | 15 | 267 | 0 | 9 | 0 | 9 |
| Dodge | 303 | 15 | 57 | 0 | 72 | 3 | 48 | 1 | 52 | 8 | 27 | 0 | 35 | 0 | 6 | 0 | 6 |
| Door | 183 | 17 | 101 | 2 | 120 | 4 | 50 | 1 | 55 | 2 | 23 | 0 | 25 | 0 | 7 | 0 | 7 |
| Douglas | 584 | 21 | 220 | 1 | 242 | 5 | 59 | 0 | 64 | 11 | 41 | 0 | 52 | 0 | 12 | 0 | 12 |
| Dunn | 253 | 51 | 122 | 0 | 173 | 3 | 59 | 0 | 62 | 5 | 37 | 0 | 42 | 0 | 9 | 1 | 10 |
| Eau Claire | 588 | 83 | 201 | 4 | 288 | 7 | 97 | 1 | 105 | 27 | 75 | 0 | 102 | 0 | 8 | 1 | 9 |
| Florence | 22 | 7 | 11 | 2 | 20 | 0 | 11 | 0 | 11 | 0 | 0 | 0 | 0 | 0 | 1 | 0 | 1 |
| Fond Du Lac | 715 | 80 | 311 | 21 | 412 | 11 | 78 | 2 | 91 | 27 | 62 | 2 | 91 | 0 | 15 | 1 | 16 |
| Forest | 63 | 16 | 29 | 2 | 47 | 1 | 14 | 1 | 16 | 0 | 6 | 0 | 6 | 0 | 2 | 0 | 2 |
| Grant | 294 | 36 | 155 | 8 | 199 | 3 | 79 | 0 | 82 | 12 | 41 | 9 | 62 | 2 | 13 | 0 | 15 |

Wisconsin Child Abuse and Neglect Report for CY2021

Appendix I

Total Maltreatment Allegations by Maltreatment Type and Maltreatment Finding, by County * ^ ~ 2021

| County | Total CPS Reports | Neglect | | | | Physical Abuse | | | | Sexual Abuse | | | | Emotional Abuse | | | |
|------------|-------------------|---------|--------|--------------------|-------|----------------|--------|--------------------|-------|--------------|--------|--------------------|-------|-----------------|--------|--------------------|-------|
| | | Sub. | Unsub. | Not Able to Locate | Total | Sub. | Unsub. | Not Able to Locate | Total | Sub. | Unsub. | Not Able to Locate | Total | Sub. | Unsub. | Not Able to Locate | Total |
| Green | 256 | 22 | 167 | 0 | 189 | 4 | 78 | 0 | 82 | 6 | 25 | 0 | 31 | 0 | 14 | 0 | 14 |
| Green Lake | 129 | 31 | 42 | 4 | 77 | 8 | 33 | 2 | 43 | 1 | 9 | 0 | 10 | 0 | 4 | 0 | 4 |
| Iowa | 98 | 5 | 43 | 0 | 48 | 0 | 38 | 0 | 38 | 4 | 10 | 1 | 15 | 0 | 7 | 0 | 7 |
| Iron | 44 | 8 | 25 | 0 | 33 | 0 | 10 | 0 | 10 | 0 | 3 | 1 | 4 | 0 | 0 | 0 | 0 |
| Jackson | 230 | 64 | 99 | 0 | 163 | 9 | 50 | 0 | 59 | 13 | 20 | 0 | 33 | 0 | 16 | 0 | 16 |
| Jefferson | 435 | 17 | 47 | 2 | 66 | 8 | 21 | 5 | 34 | 15 | 31 | 10 | 56 | 0 | 6 | 0 | 6 |
| Juneau | 219 | 30 | 116 | 3 | 149 | 14 | 50 | 0 | 64 | 15 | 40 | 0 | 55 | 1 | 7 | 0 | 8 |
| Kenosha | 1,326 | 159 | 823 | 49 | 1,031 | 14 | 295 | 4 | 313 | 37 | 141 | 2 | 180 | 2 | 13 | 0 | 15 |
| Kewaunee | 142 | 18 | 72 | 0 | 90 | 2 | 34 | 0 | 36 | 0 | 15 | 0 | 15 | 0 | 3 | 0 | 3 |
| La Crosse | 409 | 24 | 72 | 9 | 105 | 5 | 21 | 3 | 29 | 14 | 39 | 0 | 53 | 0 | 1 | 0 | 1 |
| Lafayette | 87 | 28 | 33 | 0 | 61 | 4 | 16 | 0 | 20 | 2 | 12 | 0 | 14 | 0 | 2 | 0 | 2 |
| Langlade | 274 | 44 | 177 | 7 | 228 | 2 | 48 | 0 | 50 | 2 | 14 | 2 | 18 | 0 | 3 | 0 | 3 |
| Lincoln | 214 | 60 | 90 | 7 | 157 | 6 | 46 | 0 | 52 | 4 | 22 | 1 | 27 | 0 | 18 | 1 | 19 |
| Manitowoc | 724 | 121 | 154 | 6 | 281 | 20 | 55 | 1 | 76 | 15 | 74 | 0 | 89 | 0 | 1 | 0 | 1 |
| Marathon | 867 | 41 | 30 | 9 | 80 | 6 | 14 | 0 | 20 | 21 | 40 | 4 | 65 | 0 | 4 | 0 | 4 |
| Marinette | 195 | 30 | 100 | 6 | 136 | 2 | 42 | 2 | 46 | 3 | 35 | 2 | 40 | 0 | 6 | 0 | 6 |
| Marquette | 77 | 13 | 33 | 0 | 46 | 2 | 24 | 0 | 26 | 3 | 13 | 0 | 16 | 0 | 2 | 0 | 2 |
| Menominee | 150 | 1 | 134 | 1 | 136 | 0 | 33 | 0 | 33 | 0 | 16 | 0 | 16 | 0 | 10 | 0 | 10 |
| Milwaukee | 9,627 | 251 | 6,798 | 199 | 7,248 | 136 | 2,442 | 39 | 2,617 | 213 | 951 | 31 | 1,195 | 0 | 178 | 4 | 182 |
| Monroe | 279 | 30 | 118 | 12 | 160 | 3 | 125 | 3 | 131 | 13 | 35 | 2 | 50 | 0 | 4 | 0 | 4 |
| Oconto | 303 | 34 | 189 | 2 | 225 | 8 | 56 | 0 | 64 | 5 | 31 | 1 | 37 | 2 | 15 | 0 | 17 |
| Oneida | 259 | 38 | 170 | 14 | 222 | 0 | 29 | 2 | 31 | 2 | 29 | 1 | 32 | 0 | 15 | 3 | 18 |

Wisconsin Child Abuse and Neglect Report for CY2021

Appendix I

Total Maltreatment Allegations by Maltreatment Type and Maltreatment Finding, by County * ^ ~ 2021

| County | Total CPS Reports | Neglect | | | | Physical Abuse | | | | Sexual Abuse | | | | Emotional Abuse | | | |
|-------------|-------------------|---------|--------|--------------------|-------|----------------|--------|--------------------|-------|--------------|--------|--------------------|-------|-----------------|--------|--------------------|-------|
| | | Sub. | Unsub. | Not Able to Locate | Total | Sub. | Unsub. | Not Able to Locate | Total | Sub. | Unsub. | Not Able to Locate | Total | Sub. | Unsub. | Not Able to Locate | Total |
| Outagamie | 1,458 | 15 | 302 | 117 | 434 | 11 | 106 | 29 | 146 | 21 | 115 | 10 | 146 | 0 | 13 | 7 | 20 |
| Ozaukee | 214 | 29 | 110 | 0 | 139 | 1 | 57 | 1 | 59 | 19 | 26 | 1 | 46 | 0 | 12 | 0 | 12 |
| Pepin | 43 | 5 | 22 | 0 | 27 | 0 | 5 | 1 | 6 | 1 | 5 | 0 | 6 | 0 | 5 | 0 | 5 |
| Pierce | 210 | 33 | 58 | 0 | 91 | 2 | 19 | 0 | 21 | 6 | 15 | 0 | 21 | 0 | 0 | 0 | 0 |
| Polk | 332 | 26 | 203 | 12 | 241 | 1 | 68 | 3 | 72 | 10 | 33 | 2 | 45 | 0 | 21 | 0 | 21 |
| Portage | 459 | 107 | 198 | 12 | 317 | 6 | 110 | 0 | 116 | 16 | 38 | 0 | 54 | 11 | 12 | 1 | 24 |
| Price | 48 | 4 | 29 | 2 | 35 | 0 | 11 | 0 | 11 | 3 | 2 | 0 | 5 | 0 | 2 | 0 | 2 |
| Racine | 1,398 | 133 | 494 | 100 | 727 | 33 | 271 | 42 | 346 | 54 | 183 | 54 | 291 | 4 | 41 | 7 | 52 |
| Richland | 79 | 10 | 40 | 0 | 50 | 0 | 16 | 0 | 16 | 2 | 18 | 0 | 20 | 0 | 2 | 0 | 2 |
| Rock | 1,898 | 126 | 1,317 | 15 | 1,458 | 28 | 423 | 4 | 455 | 38 | 185 | 0 | 223 | 1 | 37 | 1 | 39 |
| Rusk | 106 | 22 | 49 | 0 | 71 | 1 | 20 | 0 | 21 | 8 | 7 | 2 | 17 | 7 | 5 | 0 | 12 |
| Saint Croix | 463 | 31 | 291 | 1 | 323 | 4 | 112 | 0 | 116 | 15 | 46 | 1 | 62 | 0 | 9 | 0 | 9 |
| Sauk | 395 | 34 | 87 | 7 | 128 | 6 | 44 | 2 | 52 | 10 | 38 | 2 | 50 | 1 | 13 | 2 | 16 |
| Sawyer | 117 | 2 | 74 | 8 | 84 | 0 | 22 | 1 | 23 | 1 | 8 | 1 | 10 | 0 | 7 | 0 | 7 |
| Shawano | 268 | 7 | 174 | 4 | 185 | 5 | 68 | 3 | 76 | 7 | 29 | 1 | 37 | 0 | 1 | 0 | 1 |
| Sheboygan | 544 | 21 | 282 | 8 | 311 | 7 | 114 | 0 | 121 | 12 | 49 | 3 | 64 | 0 | 75 | 4 | 79 |
| Taylor | 169 | 34 | 84 | 0 | 118 | 4 | 43 | 0 | 47 | 9 | 14 | 0 | 23 | 4 | 8 | 0 | 12 |
| Trempealeau | 189 | 25 | 99 | 0 | 124 | 1 | 54 | 0 | 55 | 6 | 12 | 0 | 18 | 0 | 4 | 0 | 4 |
| Vernon | 175 | 6 | 101 | 1 | 108 | 3 | 49 | 0 | 52 | 10 | 14 | 0 | 24 | 0 | 19 | 0 | 19 |
| Vilas | 129 | 27 | 60 | 6 | 93 | 0 | 27 | 3 | 30 | 0 | 15 | 0 | 15 | 0 | 1 | 0 | 1 |
| Walworth | 258 | 45 | 153 | 0 | 198 | 5 | 55 | 0 | 60 | 5 | 28 | 2 | 35 | 0 | 9 | 0 | 9 |
| Washburn | 110 | 18 | 52 | 5 | 75 | 2 | 13 | 1 | 16 | 2 | 12 | 0 | 14 | 0 | 12 | 3 | 15 |

Wisconsin Child Abuse and Neglect Report for CY2021

Appendix I

Total Maltreatment Allegations by Maltreatment Type and Maltreatment Finding, by County * ^ ~ 2021

| County | Total CPS Reports | Neglect | | | | Physical Abuse | | | | Sexual Abuse | | | | Emotional Abuse | | | |
|--------------------|-------------------|--------------|---------------|--------------------|---------------|----------------|--------------|--------------------|--------------|--------------|--------------|--------------------|--------------|-----------------|------------|--------------------|--------------|
| | | Sub. | Unsub. | Not Able to Locate | Total | Sub. | Unsub. | Not Able to Locate | Total | Sub. | Unsub. | Not Able to Locate | Total | Sub. | Unsub. | Not Able to Locate | Total |
| Washington | 180 | 18 | 91 | 1 | 110 | 1 | 59 | 0 | 60 | 10 | 23 | 0 | 33 | 0 | 6 | 0 | 6 |
| Waukesha | 591 | 70 | 321 | 11 | 402 | 17 | 135 | 3 | 155 | 30 | 82 | 6 | 118 | 0 | 16 | 0 | 16 |
| Waupaca | 420 | 55 | 178 | 9 | 242 | 8 | 77 | 2 | 87 | 11 | 24 | 1 | 36 | 3 | 4 | 0 | 7 |
| Waushara | 163 | 10 | 39 | 0 | 49 | 3 | 4 | 0 | 7 | 6 | 13 | 1 | 20 | 0 | 0 | 0 | 0 |
| Winnebago | 1,116 | 51 | 212 | 16 | 279 | 14 | 111 | 2 | 127 | 25 | 102 | 3 | 130 | 0 | 4 | 0 | 4 |
| Wood | 527 | 110 | 288 | 3 | 401 | 24 | 81 | 0 | 105 | 32 | 64 | 0 | 96 | 6 | 3 | 0 | 9 |
| State Total | 37,532 | 3,060 | 19,600 | 819 | 23,479 | 599 | 7,496 | 176 | 8,271 | 1,027 | 3,833 | 194 | 5,054 | 48 | 965 | 36 | 1,049 |

* The sum of the totals of each type of allegation may exceed the total number of reports because there may be more than one allegation per report.

^ Alternative response assessment determinations were not included in these counts.

~ 'Sub.' represents substantiated maltreatment and 'Unsub.' represents unsubstantiated maltreatment. 'Not able to locate' counts are instances where a determination was incomplete as critical sources were unavailable for interview and it was impossible to make a finding.

Wisconsin Child Abuse and Neglect Report for CY2021

Appendix J

County Maltreatment Allegation Substantiation Rate by Maltreatment Type * 2021

| County | Neglect Substantiation Percent | Physical Abuse Substantiation Percent | Sexual Abuse Substantiation Percent | Emotional Abuse Substantiation Percent | Total County Substantiation Percent |
|-------------|--------------------------------|---------------------------------------|-------------------------------------|--|-------------------------------------|
| Adams | 21.7% | 8.3% | 7.5% | 0.0% | 15.1% |
| Ashland | 25.7% | 0.0% | 18.5% | 0.0% | 19.3% |
| Barron | 21.1% | 31.3% | 15.7% | 0.0% | 19.9% |
| Bayfield | 1.8% | 0.0% | 0.0% | 0.0% | 1.1% |
| Brown | 10.8% | 9.8% | 17.4% | 0.6% | 10.7% |
| Buffalo | 43.2% | 7.1% | 21.4% | 25.0% | 31.3% |
| Burnett | 11.2% | 16.7% | 19.0% | 0.0% | 13.1% |
| Calumet | 28.7% | 7.0% | 17.2% | 0.0% | 21.2% |
| Chippewa | 25.5% | 1.2% | 15.3% | 14.3% | 17.6% |
| Clark | 27.0% | 9.1% | 51.4% | 0.0% | 28.2% |
| Columbia | 4.4% | 2.5% | 9.7% | 0.0% | 4.3% |
| Crawford | 18.2% | 10.7% | 25.0% | 0.0% | 17.5% |
| Dane | 15.7% | 9.3% | 21.7% | 0.0% | 15.4% |
| Dodge | 20.8% | 5.8% | 22.9% | 0.0% | 15.8% |
| Door | 14.2% | 7.3% | 8.0% | 0.0% | 11.1% |
| Douglas | 8.7% | 7.8% | 21.2% | 0.0% | 10.0% |
| Dunn | 29.5% | 4.8% | 11.9% | 0.0% | 20.6% |
| Eau Claire | 28.8% | 6.7% | 26.5% | 0.0% | 23.2% |
| Florence | 35.0% | 0.0% | 0.0% | 0.0% | 21.9% |
| Fond Du Lac | 19.4% | 12.1% | 29.7% | 0.0% | 19.3% |
| Forest | 34.0% | 6.3% | 0.0% | 0.0% | 23.9% |
| Grant | 18.1% | 3.7% | 19.4% | 13.3% | 14.8% |
| Green | 11.6% | 4.9% | 19.4% | 0.0% | 10.1% |
| Green Lake | 40.3% | 18.6% | 10.0% | 0.0% | 29.9% |
| Iowa | 10.4% | 0.0% | 26.7% | 0.0% | 8.3% |
| Iron | 24.2% | 0.0% | 0.0% | 0.0% | 17.0% |
| Jackson | 39.3% | 15.3% | 39.4% | 0.0% | 31.7% |
| Jefferson | 25.8% | 23.5% | 26.8% | 0.0% | 24.7% |
| Juneau | 20.1% | 21.9% | 27.3% | 12.5% | 21.7% |
| Kenosha | 15.4% | 4.5% | 20.6% | 13.3% | 13.8% |
| Kewaunee | 20.0% | 5.6% | 0.0% | 0.0% | 13.9% |
| La Crosse | 22.9% | 17.2% | 26.4% | 0.0% | 22.9% |

Wisconsin Child Abuse and Neglect Report for CY2021

Appendix J

County Maltreatment Allegation Substantiation Rate by Maltreatment Type * 2021

| County | Neglect Substantiation Percent | Physical Abuse Substantiation Percent | Sexual Abuse Substantiation Percent | Emotional Abuse Substantiation Percent | Total County Substantiation Percent |
|-------------|--------------------------------|---------------------------------------|-------------------------------------|--|-------------------------------------|
| Lafayette | 45.9% | 20.0% | 14.3% | 0.0% | 35.1% |
| Langlade | 19.3% | 4.0% | 11.1% | 0.0% | 16.1% |
| Lincoln | 38.2% | 11.5% | 14.8% | 0.0% | 27.5% |
| Manitowoc | 43.1% | 26.3% | 16.9% | 0.0% | 34.9% |
| Marathon | 51.3% | 30.0% | 32.3% | 0.0% | 40.2% |
| Marinette | 22.1% | 4.3% | 7.5% | 0.0% | 15.4% |
| Marquette | 28.3% | 7.7% | 18.8% | 0.0% | 20.0% |
| Menominee | 0.7% | 0.0% | 0.0% | 0.0% | 0.5% |
| Milwaukee | 3.5% | 5.2% | 17.8% | 0.0% | 5.3% |
| Monroe | 18.8% | 2.3% | 26.0% | 0.0% | 13.3% |
| Oconto | 15.1% | 12.5% | 13.5% | 11.8% | 14.3% |
| Oneida | 17.1% | 0.0% | 6.3% | 0.0% | 13.2% |
| Outagamie | 3.5% | 7.5% | 14.4% | 0.0% | 6.3% |
| Ozaukee | 20.9% | 1.7% | 41.3% | 0.0% | 19.1% |
| Pepin | 18.5% | 0.0% | 16.7% | 0.0% | 13.6% |
| Pierce | 36.3% | 9.5% | 28.6% | 0.0% | 30.8% |
| Polk | 10.8% | 1.4% | 22.2% | 0.0% | 9.8% |
| Portage | 33.8% | 5.2% | 29.6% | 45.8% | 27.4% |
| Price | 11.4% | 0.0% | 60.0% | 0.0% | 13.2% |
| Racine | 18.3% | 9.5% | 18.6% | 7.7% | 15.8% |
| Richland | 20.0% | 0.0% | 10.0% | 0.0% | 13.6% |
| Rock | 8.6% | 6.2% | 17.0% | 2.6% | 8.9% |
| Rusk | 31.0% | 4.8% | 47.1% | 58.3% | 31.4% |
| Saint Croix | 9.6% | 3.4% | 24.2% | 0.0% | 9.8% |
| Sauk | 26.6% | 11.5% | 20.0% | 6.3% | 20.7% |
| Sawyer | 2.4% | 0.0% | 10.0% | 0.0% | 2.4% |
| Shawano | 3.8% | 6.6% | 18.9% | 0.0% | 6.4% |
| Sheboygan | 6.8% | 5.8% | 18.8% | 0.0% | 7.0% |
| Taylor | 28.8% | 8.5% | 39.1% | 33.3% | 25.5% |
| Trempealeau | 20.2% | 1.8% | 33.3% | 0.0% | 15.9% |
| Vernon | 5.6% | 5.8% | 41.7% | 0.0% | 9.4% |
| Vilas | 29.0% | 0.0% | 0.0% | 0.0% | 19.4% |

Wisconsin Child Abuse and Neglect Report for CY2021

Appendix J

County Maltreatment Allegation Substantiation Rate by
Maltreatment Type *
2021

| County | Neglect Substantiation Percent | Physical Abuse Substantiation Percent | Sexual Abuse Substantiation Percent | Emotional Abuse Substantiation Percent | Total County Substantiation Percent |
|--------------------|--------------------------------|---------------------------------------|-------------------------------------|--|-------------------------------------|
| Walworth | 22.7% | 8.3% | 14.3% | 0.0% | 18.2% |
| Washburn | 24.0% | 12.5% | 14.3% | 0.0% | 18.3% |
| Washington | 16.4% | 1.7% | 30.3% | 0.0% | 13.9% |
| Waukesha | 17.4% | 11.0% | 25.4% | 0.0% | 16.9% |
| Waupaca | 22.7% | 9.2% | 30.6% | 42.9% | 20.7% |
| Waushara | 20.4% | 42.9% | 30.0% | 0.0% | 25.0% |
| Winnebago | 18.3% | 11.0% | 19.2% | 0.0% | 16.7% |
| Wood | 27.4% | 22.9% | 33.3% | 66.7% | 28.2% |
| State Total | 13.0% | 7.2% | 20.3% | 4.6% | 12.5% |

Wisconsin Child Abuse and Neglect Report for CY2021

Appendix K

Count and Percentage of CPS Initial Assessments by Maltreater Relationship, by County *
2021

| County | Total CPS Initial Assessments | Primary Caregiver CPS Initial Assessments | Primary Caregiver CPS Initial Assessment Percent | Secondary and Non-Caregiver CPS Initial Assessments | Secondary and Non-Caregiver CPS Initial Assessment Percent |
|-------------|-------------------------------|---|--|---|--|
| Adams | 85 | 80 | 94.1% | 5 | 5.9% |
| Ashland | 70 | 62 | 88.6% | 8 | 11.4% |
| Barron | 220 | 207 | 94.1% | 13 | 5.9% |
| Bayfield | 52 | 45 | 86.5% | 7 | 13.5% |
| Brown | 1,650 | 1,509 | 91.5% | 141 | 8.5% |
| Buffalo | 42 | 40 | 95.2% | 2 | 4.8% |
| Burnett | 95 | 90 | 94.7% | 5 | 5.3% |
| Calumet | 104 | 97 | 93.3% | 7 | 6.7% |
| Chippewa | 192 | 183 | 95.3% | 9 | 4.7% |
| Clark | 104 | 97 | 93.3% | 7 | 6.7% |
| Columbia | 172 | 162 | 94.2% | 10 | 5.8% |
| Crawford | 66 | 64 | 97.0% | 2 | 3.0% |
| Dane | 805 | 737 | 91.6% | 68 | 8.4% |
| Dodge | 225 | 217 | 96.4% | 8 | 3.6% |
| Door | 125 | 122 | 97.6% | 3 | 2.4% |
| Douglas | 348 | 338 | 97.1% | 10 | 2.9% |
| Dunn | 146 | 134 | 91.8% | 12 | 8.2% |
| Eau Claire | 355 | 328 | 92.4% | 27 | 7.6% |
| Florence | 15 | 15 | 100.0% | 0 | 0.0% |
| Fond Du Lac | 398 | 380 | 95.5% | 18 | 4.5% |
| Forest | 48 | 46 | 95.8% | 2 | 4.2% |
| Grant | 191 | 179 | 93.7% | 12 | 6.3% |
| Green | 154 | 146 | 94.8% | 8 | 5.2% |
| Green Lake | 75 | 73 | 97.3% | 2 | 2.7% |
| Iowa | 63 | 61 | 96.8% | 2 | 3.2% |
| Iron | 28 | 28 | 100.0% | 0 | 0.0% |
| Jackson | 140 | 119 | 85.0% | 21 | 15.0% |
| Jefferson | 276 | 249 | 90.2% | 27 | 9.8% |
| Juneau | 133 | 128 | 96.2% | 5 | 3.8% |
| Kenosha | 791 | 746 | 94.3% | 45 | 5.7% |
| Kewaunee | 88 | 88 | 100.0% | 0 | 0.0% |
| La Crosse | 262 | 247 | 94.3% | 15 | 5.7% |
| Lafayette | 54 | 44 | 81.5% | 10 | 18.5% |
| Langlade | 161 | 159 | 98.8% | 2 | 1.2% |

Wisconsin Child Abuse and Neglect Report for CY2021

Appendix K

**Count and Percentage of CPS Initial Assessments by Maltreater Relationship, by County *
2021**

| County | Total CPS Initial Assessments | Primary Caregiver CPS Initial Assessments | Primary Caregiver CPS Initial Assessment Percent | Secondary and Non-Caregiver CPS Initial Assessments | Secondary and Non-Caregiver CPS Initial Assessment Percent |
|---------------|--------------------------------------|--|---|--|---|
| Lincoln | 130 | 125 | 96.2% | 5 | 3.8% |
| Manitowoc | 434 | 400 | 92.2% | 34 | 7.8% |
| Marathon | 501 | 462 | 92.2% | 39 | 7.8% |
| Marinette | 124 | 117 | 94.4% | 7 | 5.6% |
| Marquette | 46 | 44 | 95.7% | 2 | 4.3% |
| Menominee | 73 | 71 | 97.3% | 2 | 2.7% |
| Milwaukee | 5,877 | 5,415 | 92.1% | 462 | 7.9% |
| Monroe | 177 | 159 | 89.8% | 18 | 10.2% |
| Oconto | 166 | 158 | 95.2% | 8 | 4.8% |
| Oneida | 167 | 155 | 92.8% | 12 | 7.2% |
| Outagamie | 817 | 755 | 92.4% | 62 | 7.6% |
| Ozaukee | 143 | 119 | 83.2% | 24 | 16.8% |
| Pepin | 31 | 30 | 96.8% | 1 | 3.2% |
| Pierce | 132 | 118 | 89.4% | 14 | 10.6% |
| Polk | 206 | 183 | 88.8% | 23 | 11.2% |
| Portage | 269 | 258 | 95.9% | 11 | 4.1% |
| Price | 29 | 25 | 86.2% | 4 | 13.8% |
| Racine | 822 | 766 | 93.2% | 56 | 6.8% |
| Richland | 50 | 45 | 90.0% | 5 | 10.0% |
| Rock | 1,004 | 952 | 94.8% | 52 | 5.2% |
| Rusk | 55 | 52 | 94.5% | 3 | 5.5% |
| Saint Croix | 307 | 286 | 93.2% | 21 | 6.8% |
| Sauk | 222 | 201 | 90.5% | 21 | 9.5% |
| Sawyer | 73 | 65 | 89.0% | 8 | 11.0% |
| Shawano | 159 | 154 | 96.9% | 5 | 3.1% |
| Sheboygan | 342 | 327 | 95.6% | 15 | 4.4% |
| Taylor | 92 | 88 | 95.7% | 4 | 4.3% |
| Trempealeau | 118 | 108 | 91.5% | 10 | 8.5% |
| Vernon | 105 | 101 | 96.2% | 4 | 3.8% |
| Vilas | 71 | 70 | 98.6% | 1 | 1.4% |
| Walworth | 144 | 132 | 91.7% | 12 | 8.3% |
| Washburn | 63 | 61 | 96.8% | 2 | 3.2% |
| Washington | 125 | 121 | 96.8% | 4 | 3.2% |
| Waukesha | 398 | 353 | 88.7% | 45 | 11.3% |

Appendix K

Count and Percentage of CPS Initial Assessments by Maltreater Relationship, by County *
2021

| County | Total CPS Initial Assessments | Primary Caregiver CPS Initial Assessments | Primary Caregiver CPS Initial Assessment Percent | Secondary and Non-Caregiver CPS Initial Assessments | Secondary and Non-Caregiver CPS Initial Assessment Percent |
|--------------------|-------------------------------|---|--|---|--|
| Waupaca | 246 | 227 | 92.3% | 19 | 7.7% |
| Waushara | 97 | 92 | 94.8% | 5 | 5.2% |
| Winnebago | 668 | 625 | 93.6% | 43 | 6.4% |
| Wood | 305 | 285 | 93.4% | 20 | 6.6% |
| State Total | 22,513 | 20,918 | 92.9% | 1,595 | 7.1% |

* 'Primary Caregiver CPS Initial Assessments (IA)' includes the following types of IAs: IA Primary, IA Narrative and IA Primary – Alternative Response (AR).

Appendix L

Safety Assessment Results in Primary Caregiver CPS Initial Assessments, by County *
2021

| County | Primary Caregiver CPS Initial Assessments | Number of 'Safe' Safety Decisions | Number of 'Unsafe' Safety Decisions | Percent of Safety Decisions found to be 'Unsafe' |
|-------------|---|-----------------------------------|-------------------------------------|--|
| Adams | 80 | 68 | 12 | 15.0% |
| Ashland | 62 | 58 | 4 | 6.5% |
| Barron | 207 | 155 | 52 | 25.1% |
| Bayfield | 45 | 41 | 4 | 8.9% |
| Brown | 1,509 | 1,376 | 133 | 8.8% |
| Buffalo | 40 | 25 | 15 | 37.5% |
| Burnett | 90 | 85 | 5 | 5.6% |
| Calumet | 97 | 84 | 13 | 13.4% |
| Chippewa | 183 | 141 | 42 | 23.0% |
| Clark | 97 | 79 | 18 | 18.6% |
| Columbia | 162 | 147 | 15 | 9.3% |
| Crawford | 64 | 46 | 18 | 28.1% |
| Dane | 737 | 684 | 52 | 7.1% |
| Dodge | 217 | 197 | 20 | 9.2% |
| Door | 122 | 109 | 13 | 10.7% |
| Douglas | 338 | 304 | 34 | 10.1% |
| Dunn | 134 | 105 | 29 | 21.6% |
| Eau Claire | 328 | 277 | 51 | 15.5% |
| Florence | 15 | 12 | 3 | 20.0% |
| Fond Du Lac | 380 | 328 | 52 | 13.7% |
| Forest | 46 | 38 | 8 | 17.4% |
| Grant | 179 | 165 | 14 | 7.8% |
| Green | 146 | 130 | 16 | 11.0% |
| Green Lake | 73 | 66 | 7 | 9.6% |
| Iowa | 61 | 58 | 3 | 4.9% |
| Iron | 28 | 23 | 5 | 17.9% |
| Jackson | 119 | 87 | 32 | 26.9% |
| Jefferson | 249 | 216 | 33 | 13.3% |
| Juneau | 128 | 102 | 26 | 20.3% |
| Kenosha^ | 746 | 254 | 20 | 2.7% |
| Kewaunee | 88 | 76 | 12 | 13.6% |
| La Crosse | 247 | 208 | 39 | 15.8% |
| Lafayette | 44 | 35 | 9 | 20.5% |
| Langlade | 159 | 124 | 35 | 22.0% |

Wisconsin Child Abuse and Neglect Report for CY2021

Appendix L

Safety Assessment Results in Primary Caregiver CPS Initial Assessments, by County *
2021

| County | Primary Caregiver CPS Initial Assessments | Number of 'Safe' Safety Decisions | Number of 'Unsafe' Safety Decisions | Percent of Safety Decisions found to be 'Unsafe' |
|-------------|---|-----------------------------------|-------------------------------------|--|
| Lincoln | 125 | 74 | 51 | 40.8% |
| Manitowoc | 400 | 313 | 87 | 21.8% |
| Marathon | 462 | 392 | 70 | 15.2% |
| Marinette | 117 | 99 | 18 | 15.4% |
| Marquette | 44 | 37 | 7 | 15.9% |
| Menominee | 71 | 67 | 4 | 5.6% |
| Milwaukee^ | 5,415 | 4,933 | 482 | 8.9% |
| Monroe | 159 | 144 | 15 | 9.4% |
| Oconto | 158 | 132 | 26 | 16.5% |
| Oneida | 155 | 114 | 41 | 26.5% |
| Outagamie | 755 | 660 | 95 | 12.6% |
| Ozaukee | 119 | 101 | 18 | 15.1% |
| Pepin | 30 | 27 | 3 | 10.0% |
| Pierce | 118 | 95 | 23 | 19.5% |
| Polk | 183 | 167 | 16 | 8.7% |
| Portage | 258 | 203 | 55 | 21.3% |
| Price | 25 | 17 | 8 | 32.0% |
| Racine^ | 766 | 704 | 62 | 8.1% |
| Richland | 45 | 37 | 8 | 17.8% |
| Rock | 952 | 887 | 65 | 6.8% |
| Rusk | 52 | 40 | 12 | 23.1% |
| Saint Croix | 286 | 243 | 43 | 15.0% |
| Sauk | 201 | 163 | 38 | 18.9% |
| Sawyer | 65 | 56 | 9 | 13.8% |
| Shawano | 154 | 137 | 17 | 11.0% |
| Sheboygan | 327 | 291 | 36 | 11.0% |
| Taylor | 88 | 64 | 24 | 27.3% |
| Trempealeau | 108 | 94 | 14 | 13.0% |
| Vernon | 101 | 88 | 13 | 12.9% |
| Vilas | 70 | 61 | 9 | 12.9% |
| Walworth | 132 | 113 | 19 | 14.4% |
| Washburn | 61 | 45 | 16 | 26.2% |
| Washington | 121 | 102 | 18 | 14.9% |
| Waukesha^ | 353 | 258 | 30 | 8.5% |

Appendix L

Safety Assessment Results in Primary Caregiver CPS Initial Assessments, by County *
2021

| County | Primary Caregiver CPS Initial Assessments | Number of 'Safe' Safety Decisions | Number of 'Unsafe' Safety Decisions | Percent of Safety Decisions found to be 'Unsafe' |
|--------------------|---|-----------------------------------|-------------------------------------|--|
| Waupaca | 227 | 205 | 22 | 9.7% |
| Waushara | 92 | 75 | 17 | 18.5% |
| Winnebago | 625 | 578 | 47 | 7.5% |
| Wood | 285 | 222 | 63 | 22.1% |
| State Total | 20,918 | 17,936 | 2,443 | 11.7% |

*Primary Caregiver CPS Initial Assessments (IA) includes the following types: IA Primary, IA Narrative and IA Primary – Alternative Response (AR).

^ There were 539 blank primary caregiver CPS Initial Assessment safety decisions, from the four counties noted above.

Wisconsin Child Abuse and Neglect Report for CY2021

Appendix M - Where to Report Child Maltreatment

To report a case of child abuse or neglect, please contact the county or tribe where the child or child's family lives. If the agency is not known, contact the closest county. The following website lists the county departments of health and human services or social services that receive and assess child maltreatment reports. Such reports may also be made to law enforcement agencies.

Please also refer to <https://dcf.wisconsin.gov/reportabuse>