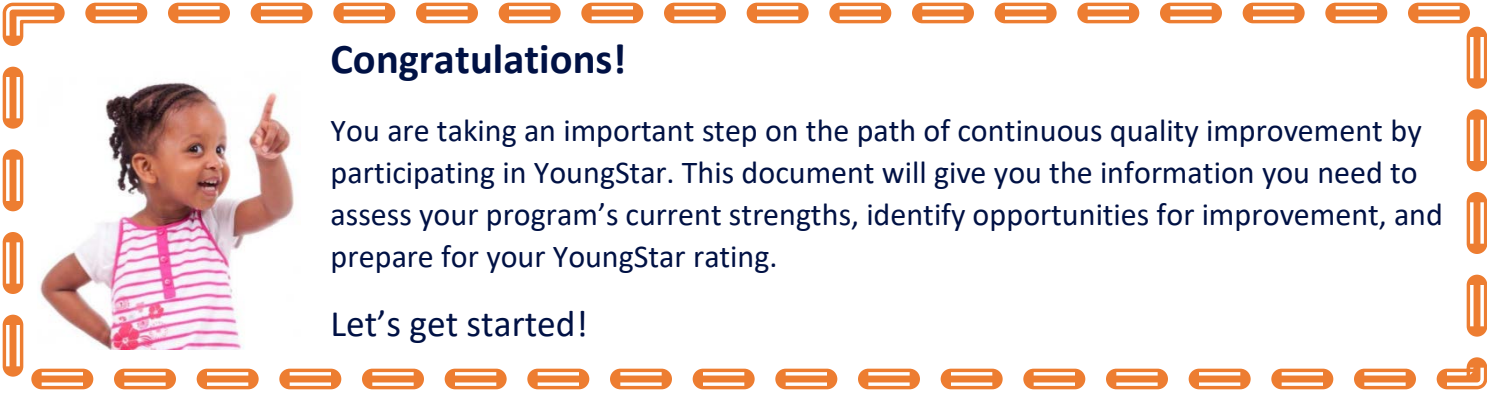




YoungStar Evaluation Criteria: School-Age Child Care 2021/2022





Congratulations!



You are taking an important step on the path of continuous quality improvement by participating in YoungStar. This document will give you the information you need to assess your program’s current strengths, identify opportunities for improvement, and prepare for your YoungStar rating.

Let’s get started!

Table of Contents

- General Information..... Page 3
- Participation Page 4
- How to Use this Document..... Page 5
- YoungStar Changes 2021/2022 Page 6
- Requirements for Onsite Rating Page 8
- Element A: Lead Staff Education Page 11
- Element B: Learning Environment and Curriculum..... Page 14
- Element C: Business and Professional Practices..... Page 17
- Element D: Health and Well-Being..... Page 25
- Additional Requirements for 4 and 5 Star Ratings..... Page 28
- High-Quality Practices..... Page 32

General Information

The care children receive both at home and away from home couldn't be more important. Studies show that children who experience engaging, one-on-one activities in safe, healthy, and nurturing learning environments have a better chance at lifelong success. They're more likely to graduate from high school, less likely to engage in criminal activity and often earn higher wages throughout their lifetime.

The Department of Children and Families is committed to improving the quality of care for all school-age children. YoungStar, Wisconsin's Child Care Quality Rating and Improvement System, is helping to make it happen by:

- Helping programs improve in quality
- Offering financial incentives that support both programs and families
- Giving families meaningful information at <https://dcf.wisconsin.gov/youngstar/parents/resources> to make informed care decisions

This work is done in partnership with multiple stakeholders, or partners, who also support high-quality early care and education in Wisconsin:

Supporting Families Together Association (SFTA)

SFTA is a statewide association committed to making every early childhood a great one. SFTA employs Environment Rating Scale (ERS) Observers and Micro-Grant Specialists while directing other YoungStar services in partnership with Child Care Resource and Referral agencies.

- <https://supportingfamiestogether.org/>

Child Care Resource and Referral (CCR&R) Agencies

CCR&R agencies are located throughout the state, helping parents find child care, and offering training and support to both families and child care programs. CCR&Rs employ YoungStar Consultants and serve as the local YoungStar offices.

- <https://dcf.wisconsin.gov/youngstar/program/localoffice>

Child Care Regulation

YoungStar builds on the basic health and safety requirements set by Wisconsin's Bureau of Early Care Regulation. To be eligible to receive YoungStar services, programs must be regulated and maintain regulatory compliance. Programs out of regulatory compliance are given a 1 Star rating and are not able to receive Wisconsin Shares Child Care Subsidy authorizations. You can find three years of regulation history and YoungStar rating information on the Child Care Finder website.

- <https://childcarefinder.wisconsin.gov/Search/Search.aspx>

Wisconsin Registry

The Wisconsin Registry provides a listing of training opportunities throughout the state and assigns career levels to the early education workforce according to each individual's education and training background. YoungStar accesses information from the Wisconsin Registry to verify the education and training of lead program staff.

- <https://wiregistry.org/>

Wisconsin Early Childhood Association (WECA)

WECA is a statewide agency offering professional development, advocacy, and support to early childhood providers. WECA administers the T.E.A.C.H. and REWARD programs, making scholarships and salary stipends available to child care providers.


- <https://wisconsinearlychildhood.org/programs/t-e-a-c-h>

Participation

Participation in YoungStar is voluntary. However, programs that wish to accept Wisconsin Shares payments from families are required to participate.

There is no cost for programs to participate in YoungStar. In fact, YoungStar provides low-cost training, free consultation and coaching, and targeted micro-grants to support a program's quality improvement efforts.

Programs choose the type of rating they would like. To achieve a 3 Star rating or higher, a program must either receive an onsite rating or be accredited by a YoungStar approved accrediting body or Head Start grantee.



Contract and Renewal

Programs interested in participating in YoungStar for the first time must submit an initial contract to their Local YoungStar Office. An initial YoungStar contract can be found on the Department of Children and Families website.

- <https://dcf.wisconsin.gov/youngstar/providers/contract>

To continue participating in YoungStar, you must renew your contract every two years. Renewal and off-year service contracts are mailed directly to programs and are also available in the Provider Portal.

- <https://dcf.wisconsin.gov/childcare/provider-portal/info>

Programs are eligible to receive technical assistance and a micro-grant every year, whether it is a required rating year or not.

Before submitting a contract, programs should review all YoungStar policies.

- <https://dcf.wisconsin.gov/youngstar/providers/policy>



Technical Assistance

Once your contract is received with a request for free YoungStar support services, a YoungStar Consultant will contact your program to schedule an initial visit and discuss your program's YoungStar goals.

Your Consultant will be your navigator as you move through the YoungStar process.

- They will support you as you fill out a self-assessment and develop a quality improvement plan
- They will review the YoungStar Evaluation Criteria with you and provide resources and assistance to help you achieve your quality improvement goals
- They will assist you in micro-grant planning and purchasing
- They will help you identify professional development opportunities



Onsite Rating

Whether you receive a Technical Rating (earning up to a 3 Star rating) or a Formal Rating (earning up to a 5 Star rating), your Consultant will use the YoungStar Evaluation Criteria to assess your program.

Programs that are eligible for, and choose to have, a Formal Rating will also be assessed using one or more Environment Rating Scale (ERS) observations.

- An ERS Observer will work with you to set up and complete ERS observations for the required classrooms
- Following the completion of the ERS observation(s), the ERS Observer and your Consultant will meet with you to review the results of your rating and provide meaningful feedback to support your future quality improvement efforts

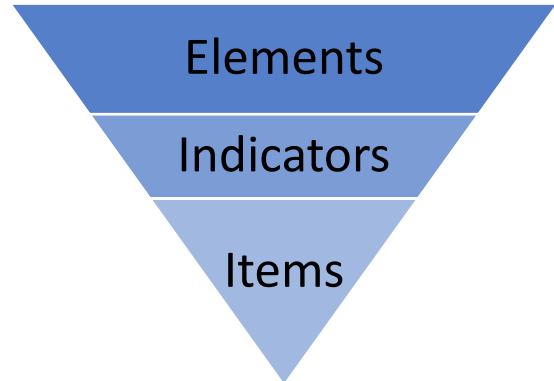
How to Use This Document

The *YoungStar Evaluation Criteria* document outlines what will be observed and/or verified for a YoungStar rating. This document should be used to prepare for a rating and to learn more about high-quality early education practices.

The document is organized into four elements of program quality. These elements are further broken down into indicators and items that provide additional details.

The four **Elements** that will be evaluated are:

- A.** Lead Staff Education
- B.** Learning Environment and Curriculum
- C.** Business and Professional Practices
- D.** Health and Well-Being



High-Quality Practices

Following the 3 Star requirements are additional High-Quality Practices that programs must demonstrate to achieve a 4 or 5 Star rating.

To earn a 4 Star rating, programs must demonstrate at least 4 of the 7 High-Quality Practices.

To earn a 5 Star rating, programs must demonstrate at least 5 of the 7 High-Quality Practices.

1. Curriculum Aligned with *Wisconsin Model Early Learning Standards/School-Age Curricular Framework*
2. Individual Child Portfolios
3. Intentional Planning to Improve Individual Child Outcomes
4. Developmental Screening
5. Tracking Child Outcomes
6. Social Emotional/Inclusion Training
7. *Strengthening Families Through Early Care and Education with Mandated Reporter Training*

Verification

Throughout the document you will find verification sections explaining how the YoungStar Consultant will verify whether a program meets the requirements or not.

Rating Verification Form

The rating verification form provides an overview of the YoungStar rating requirements each program will be assessed on. At the time of the rating, the Consultant will complete the verification form indicating whether each requirement has been met or not. The Site Supervisor/Director and Consultant will initial each indicator, sign, and date the document representing understanding of the rating.

YoungStar Changes 2021/2022

The YoungStar rating system has moved from a point system to a block structure

Programs no longer earn points for indicators, instead they will be rated on the required items for each star level, with the addition of seven High-Quality Practices for programs hoping to earn 4 or 5 Stars. These High-Quality Practices, previously optional points, were chosen because of their strong connection to improved child outcomes.

Programs will be rated as follows:

- 3 Star rating – Programs must meet the required criteria only
- 4 Star rating – Programs must meet the required criteria + 4 of 7 High-Quality Practices + average ERS program score of 4.00
- 5 Star rating – Programs must meet the required criteria + 5 of 7 High-Quality Practices + average ERS program score of 5.00

School-Age Child Care Rating Overview – Block System

			★★★★★
High-Quality Practices 1. Curriculum Aligned with WMELS/SACF 2. Individual Child Portfolios 3. Intentional Planning to Improve Child Outcomes 4. Developmental Screening 5. Tracking Child Outcomes 6. Social Emotional/Inclusion of Children with Special Needs Training 7. <i>Strengthening Families Through Early Care and Education Training</i>		★★★★	Program demonstrates 4 of 7 additional areas of high-quality practices
			Program supports healthy nutrition and/or physical activity policies and practices
			Ongoing yearly budget, budget review, record-keeping and parent payment agreements
			Many family engagement items
			High-quality employment policies
			Developmentally appropriate environment, incorporating WMELS/SACF
Health and Well-Being		★★★	Program supports healthy nutrition and/or physical activity policies and practices
Business and Professional Practices			Ongoing yearly budget, budget review, record-keeping and parent payment agreements
Environment and Curriculum			Many family engagement items
Education and Training			High-quality employment policies
Regulatory Compliance			Developmentally appropriate environment, incorporating WMELS/SACF
			ERS Average Score of 5.00
			Lead Group Leaders with WI Registry Level 9 or higher for 50% of all groups AND Level 7 or higher for remaining groups
			Site Supervisor with WI Registry Level 13 or higher. If level 13, must also have 6 business specific credits
★★			Lead Group Leaders with WI Registry Level 7 or higher for 25% of all groups AND Level 6 or higher for 25% of additional groups
			Site Supervisor with WI Registry Level 10 or higher. If level 10, must also have 6 business specific credits
In Regulatory Compliance	In Regulatory Compliance	In Regulatory Compliance	In Regulatory Compliance

Updated Environment Rating Scales (ERS)

Starting in 2021, YoungStar will begin using three newly updated ERS tools. Three of the four Environment Rating Scales have been updated from the Revised editions to the new 3rd editions:

- Infant/Toddler Environment Rating Scale-Revised (ITERS-R) to Infant/Toddler Environment Rating Scale-3 (ITERS-3)
- Early Childhood Environment Rating Scale-Revised (ECERS-R) to Early Childhood Environment Rating Scale-3 (ECERS-3)
- Family Child Care Environment Rating Scale-Revised (FCCERS-R) to Family Child Care Environment Rating Scale-3 (FCCERS-3)

Note: The School-Age Care Environment Rating Scale-Updated (SACERS-U) has not been revised and therefore school-age classrooms/groups will continue to be assessed with the current SACERS-U.

Updated Developmentally Appropriate Environments (DAE) Requirements

- Nature/Science materials are required for classrooms/groups where all children are 24 months or older
- Art materials are required for classrooms/groups where all children are 24 months or older
- The number and type of required organized areas for play has been modified based on age and program type:
 - Preschool – Classrooms/groups with all children over age 4 must have accessible materials organized by type into at least five *interest centers*. An *interest center* is a clearly defined play area created for a particular kind of play with accessible, organized materials.
 - School-Age – Classrooms/groups with all children over age 5 must have accessible materials organized by type into at least five *interest centers*.

Updated Budget/Record Keeping Criteria

- Parent payment agreements must be on file between the program and families that have a Wisconsin Shares Child Care Subsidy authorization
- For YoungStar purposes, Consultants will no longer review tax records
- For YoungStar purposes, Consultants will no longer review menus and meal counts

Updated Healthy Nutrition and Physical Activity Criteria

- After a program initially earns the Healthy Nutrition and Physical Activity indicator, they must demonstrate progress on at least one healthy nutrition and/or physical activity policy and/or practice goal from their previous QIP in order to continue to earn this indicator
- For YoungStar purposes, Consultants will no longer verify the program's allergy policy

Updated Layout

- Both rating requirements and support information are included in this document
- The rating verification sections after each indicator have been moved to a separate document

Requirements for Onsite Rating

To be eligible for an onsite rating, programs must complete a Self-Assessment and develop a Quality Improvement Plan.

Indicator: Program Self-Assessment

Self-assessments help programs become aware of their strengths and areas for improvement. Before a program can receive a rating or earn a micro-grant, they must complete a YoungStar-approved, program-wide, self-assessment tool. Seventy-five percent (75%) of Group Leaders and the Site Supervisor/Director must have reviewed/contributed to the self-assessment. This can be demonstrated with a document signed by each staff member. The self-assessment must have been completed within the past 12 months, and not used for a previous rating. Self-assessments should match the age of the majority of children in care.

Programs must choose from the following self-assessments:

- YoungStar Self-Assessment for Group Child Care – School-Age Programs
 - English - <https://dcf.wisconsin.gov/files/youngstar/pdf/ys-self-assessment/2018-ys-gcc-selfassess.docx>
 - Spanish - <https://dcf.wisconsin.gov/files/youngstar/pdf/ys-self-assessment/2018-ys-gcc-selfassess-s.docx>
- [California After School Program Quality Self-Assessment Tool](#)
- [New York State Afterschool Network \(QSA\) Quality Self-Assessment Tool](#)
- [Ohio Quality Self-Assessment Tool \(QSAT\)](#)
- [Wisconsin After-School Continuous Improvement Process \(WASCIP\) Self-Assessment Rubric](#)
- [David P. Weikart Center for Youth Program Quality – School-Age PQA](#)

Note: ERS tools cannot be used as a self-assessment.

For accredited programs or those in the process of accreditation, the YoungStar approved accrediting body's self-study/self-assessment/self-observation tool may be used to meet the self-assessment requirement. The full tool must be completed in its entirety each year, with at least 75% of Group Leaders and the Site Supervisor/Director reviewing/contributing to the self-assessment. The self-assessment must have been completed within the past 12 months and not used to earn a previous microgrant.

YoungStar-approved accreditation self-studies:

- City of Madison
- Council on Accreditation (COA)
- National Early Childhood Program Accreditation (NECPA)
- Cognia – NCA/SACS/NWAC (formerly AdvancEd)
- American Montessori Society (AMS)

Indicator: Quality Improvement Plan

Programs must create a Quality Improvement Plan (QIP) based on the most recent program-wide self-assessment that identifies areas of strength and at least three areas for improvement. The QIP must also include an action plan for each area of improvement.

VERIFICATION

Self-Assessment:

The Consultant will verify that a program-wide self-assessment has been completed within the past 12 months, document the type of self-assessment tool used, and the date the self-assessment was completed. The self-assessment should be contributed to and reviewed by at least 75% of Group Leaders, as well as the Site Supervisor/Director. Programs can create and attach a document signed by Group Leaders and the Site Supervisor/Director stating that they have reviewed and contributed to the self-assessment.

Quality Improvement Plan:

The Consultant will verify that a QIP has been completed. The QIP should identify areas of strength and three areas of improvement, with a completed action plan for each area of improvement.

Requirements for 3 Star Rating or Higher

To be eligible for a 3 Star rating or higher, programs must create and maintain an accurate Wisconsin Registry Program Profile.

The Wisconsin Registry Program Profile

The Wisconsin Registry Program Profile is used to verify the training and education of Group Leaders and Site Supervisors/Directors.

The following steps MUST be completed by the program:

1. Create a Wisconsin Registry Program Profile. Visit: <https://wregistry.org/wp-content/uploads/Creating-a-Program-Profile.pdf> to learn more about creating a Program Profile.
2. Complete the “Classroom Tab” within the Program Profile. In this section you will enter each classroom/group within the program, the number of children the classroom/group can have, and the Group Leader assigned to work the most peak hours with the classroom/group. Any changes in staffing must be updated in the Program Profile as they occur. The information you enter in your Program Profile is automatically used to verify the YoungStar education and training requirements that help determine your program’s YoungStar rating. Your rating is then used to determine the YoungStar Adjustment (if applicable) your program receives through the Wisconsin Shares Subsidy Program.

When creating your Wisconsin Registry Program Profile remember:

- Each employee needs to have an individual Wisconsin Registry membership - designating your program as their employer - and Career Level (determined by the Wisconsin Registry) before being assigned to a position on the Program Profile
- A person can only be associated with one program’s Wisconsin Registry Program Profile at a time. This means a person working at more than one program must choose one Program Profile to be listed on.
- Every classroom/group that is open at least 25% of the time that the program cares for children, between 6:00 a.m. and 6:00 p.m. (up to 40 hours), must be listed on the Program Profile
 - If the program is open 40 hours or more per week, then any classroom/group that is open 10 or more hours per week needs to be on the Program Profile

Note: Programs can refer to the Maintaining Your Wisconsin Registry Program Profile policy (<https://dcf.wisconsin.gov/files/youngstar/pdf/policies/ys-maintain-profile.pdf>) for more information and/or contact the Child Care Information Center (CCIC) at 1-800-362-7353 for assistance.

Element A: Lead Staff Education

Research indicates that providers with higher levels of education are linked to improved outcomes for children. YoungStar verifies Group Leader and Site Supervisor/Director educational qualifications through the Wisconsin Registry. This requires staff to be entered into a Registry Program Profile (<https://wiregistry.org/programs-organizations/resource-center/>).

Indicator: Group Leader Qualifications

Group Leaders with Wisconsin Registry **Level 7** or higher for 25% of all classrooms/groups and Group Leader with Wisconsin Registry **Level 6** or higher for an additional 25% of all classrooms/groups – **Required for 3 Stars**

Lead Group Leaders with Wisconsin Registry **Level 7** or higher for 100% of all groups – **Required for 4 Stars**

Group Leaders with Wisconsin Registry **Level 12*** or higher for 100% of classrooms/groups – **Required for 5 Stars**

* For YoungStar purposes, 60 credits beyond high school with at least 30 of those credits related to early childhood or school-age care is accepted as equivalent to Wisconsin Registry Level 12.

Each YoungStar Group Leader Assigned to the Wisconsin Registry Program Profile will:

- Have their educational qualifications counted toward the program’s YoungStar rating
- Plan, implement, and supervise the daily activities for a group of children
- Communicate with families
- Perform duties under the supervision of a Site Supervisor/Director
- Spend the greatest number of hours between 6:00 a.m. and 6:00 p.m. in a given classroom/group each week

Examples:

- If a program is open from 7:00 a.m. to 6:00 p.m. and Sue works 25 hours per week and Ken works 35 hours per week in a given classroom/group, Ken should be listed as the Lead Group Leader for the classroom/group.
- If Jenny and Kate both work 8 hours per day, from 7:00 a.m. to 3:00 p.m., either one could be listed as the Lead Group Leader in the Program Profile for that classroom/group
- A program is open 24 hours per day. In the Middles classroom/group, Callie works from 7:00 a.m. to 3:00 p.m. and Sarah works from 3:00 p.m. to 11:00 p.m. Callie must be listed as the Lead Group Leader in the Program Profile because, even though both she and Sarah work 8 hours per day, only 3 of Sarah’s hours are before 6:00 p.m. Therefore, Callie has more hours between 6:00 a.m. and 6:00 p.m.

Note: Only the education of the person assigned as “Group Leader” in the Program Profile will be considered for this indicator.

Indicator: Site Supervisor/ Director Qualifications

Wisconsin Registry **Level 10** or higher. If level 10, must also have 6 business specific credits – **Required for 3 Stars**

Wisconsin Registry **Level 12*** or higher. If level 12, must also have 6 business specific credits – **Required for 4 Stars**

Wisconsin Registry **Level 13** or higher – **Required for 5 Stars**

*For YoungStar purposes, 60 credits beyond high school with at least 30 of those credits related to early childhood or school-age care is accepted as equivalent to Wisconsin Registry Level 12.

Note: Wisconsin Registry levels **do not** reflect licensing requirements. The individual serving in a position must minimally meet licensing requirements for that position. All questions whether a staff person meets the minimum requirements for their position, should be directed to a licensing or certification specialist.

The YoungStar Site Supervisor/Director (Director of Record or Licensee) assigned to the Wisconsin Registry Program Profile will:

- Have their educational qualifications counted toward the program’s YoungStar rating
- Be on site weekly for at least 25% of the total number of hours they work for the program per week (up to 40 hours)
- Be responsible for:
 - Supervising the planning and implementation of curriculum
 - Supervising program staff
 - Staff meetings and orientation
 - Continuing education for the staff

Example:

- A Site Supervisor/Director who works 40 hours per week (between the hours of 6:00 a.m. and 6:00 p.m.) would need to be on site for at least 25% of the time, or 10 hours per week, carrying out Site Supervisor/Director responsibilities in a single, **full-day** center location. If the Site Supervisor/Director works less than 40 hours per week, they would need to be on site for 25% of the time they work for the program. The person serving as the Site Supervisor/Director may step in to help with Group Leader responsibilities if a staff member is ill, during staff break/mealtimes, when special programming or activities require more adults to be in the room, or for emergencies.

Alternate Options for Director Qualifications

Centralized Administration (for programs with multiple sites)

If the individual in the role of Director is off site, the program may ask for a variation from the typical YoungStar Director requirements. Responsibilities 1 and 2 (listed above under YoungStar Director) must be performed by a person who is on site at the center for at least 25% of the total number of hours they work for the program. Responsibilities 3 and 4 may be performed by a person(s) located off site.

In these cases, the program has two options:

- **Option 1:** List the person who is off site performing responsibilities 3 (Staff meetings and orientation) and 4 (Continuing education for the staff) as the Site Supervisor/Director.
- **Option 2:** List the person who is on site performing responsibilities 1 (Supervising the planning and implementation of curriculum) and 2 (Supervising program staff) as the Site Supervisor/Director. If the program wants to choose this option and the person listed as the Site Supervisor/Director is also a Group Leader, the rules for Dual-Role (see below) must be followed.

Dual-Role

In the following cases, programs licensed for 50 or fewer children may have a Site Supervisor/Director who is also listed as a Group Leader in the Wisconsin Registry Program Profile:

- To earn 3 Stars – The person in the dual-role must have Site Supervisor/Director responsibilities for at least 25% of the time the program is open* (up to 40 hours) and meet the educational qualifications for a 3 Star rating
 - For example, if a program is open 40 hours per week, the person in the dual-role would need to be in the Site Supervisor/Director role for 10 hours per week (between the hours of 6:00 a.m. and 6:00 p.m.) and be at a Wisconsin Registry Level 10 or higher (as verified through the Wisconsin Registry Program Profile)
- To earn 4 Stars: The person in the dual-role must have Site Supervisor/Director responsibilities at least 37.5% of the time the program is open* (up to 40 hours) and meet the educational qualifications for a 4 Star rating
 - For example, if a program is open 40 hours per week, the person in the dual-role would need to be in the Site Supervisor/Director role for 15 hours per week and be at a Wisconsin Registry Level 12 or higher (as verified through the Wisconsin Registry Program Profile)

* For dual-role eligibility, “the time the program is open” refers to the number of hours the program can accept children for care. If a program has additional hours where staff are present, but no children can be in care (e.g., staff meetings), these hours do not count toward the time the program is open.

Note: Dual-role is not an option for 5 Star ratings.

VERIFICATION

Group Leader Verification:

All educational requirements will be verified using the Wisconsin Registry Program Profile. The Consultant will visit each classroom/group to verify that the Group Leader present in the classroom/group is the Group Leader assigned to that classroom/group on the Wisconsin Registry Program Profile. If the Consultant cannot verify this, the rating will not be completed. For further verification, time sheets or pay stubs may be required.

Site Supervisor/Director Options:

Site Supervisor/Director educational requirements will be verified using the Wisconsin Registry Program Profile. To verify alternative options for Site Supervisor/Director qualifications, schedules, pay stubs, timesheets, job descriptions, employee handbooks, and/or employment policy and procedure documentation may be required.

Element B: Learning Environment and Curriculum

Providing a safe, nurturing, and responsive environment is the foundation for supporting the learning and development of school-age children.

Indicator: Developmentally Appropriate Environments (DAE)

Group Leaders create developmentally appropriate environments by intentionally creating a physical and social environment - including the materials, room arrangement, interactions, schedules, and routines that make up each day - that supports the development of the whole child, focusing on the individual needs and interests of each child, and guided by the *Wisconsin Model Early Learning Standards (WMELS)* or *School-Age Curricular Framework (SACF)*.

Programs must demonstrate the following:

Item 1: Staff members provide developmentally appropriate interactions and promote positive relationships

All the following must be observed:

- All staff/staff and staff/child interactions must be positive or at least neutral
- Staff and children demonstrate enjoyment in being with each other
- Staff respond to children's needs promptly and appropriately
- Staff have developmentally appropriate expectations for children's behavior

At least two of these additional practices must be observed:

- Staff are near children when promoting positive interactions and learning opportunities
- Staff initiate language and literacy activities to support language development (e.g., storytelling, reading books, nursery rhymes, sign language, allowing children time to respond, expanding on children's vocabulary)
- Staff have turn-taking conversations with most children and ask follow-up questions with a pleasant tone of voice
- Staff intentionally create opportunities for all children to engage in peer interaction in ways that are appropriate for each child
- Staff provide children with descriptive feedback for their efforts or accomplishments (e.g., instead of simply saying "good job," staff are more descriptive by saying, "You picked up those blocks; that helps to keep our classroom safe")

Item 2: The environment is organized into interest centers or play areas to support children's meaningful play. Materials in all required interest centers must be accessible for children to use for the entire uninterrupted free choice time period.

- Preschool/School-Age – Classrooms/groups with all children over age 4 must have accessible materials organized by type into at least five *interest centers*. An interest center is a clearly defined play area created for a particular kind of play with accessible, organized material.

Note: The ERS tools include requirements for interest centers at the good or excellent levels. Interest centers needed for school-age classrooms/groups include areas for: reading, blocks, dramatic play, and nature/science. The SACERS-U requires space for privacy where children are allowed to be alone. This space can be created by the children if appropriate.

Item 3: The following types of materials must be developmentally appropriate and accessible to children in each classroom/group. At minimum there must be:

- One book for each child present at any given time
- Six different examples of fine motor materials
- Six different examples of art materials (for classrooms with all children 24 months or older)
- Two sets of 10 to 20 blocks (for classrooms with all children 12 months or older)
- Five different examples of dramatic play materials
- Five different examples of nature/science materials (for classrooms with all children 24 months or older)
- Six different examples of math materials

Item 4: Accessible materials are reflective of the WMELS five domains and/or the SACF nine content areas, different learning styles, and varied levels of difficulty

- The WMELS five domains and/or the SACF nine content areas must be reflected in the materials offered. School-Age classrooms may be using WMELS and/or SACF
 - The “Approaches to Learning” domain recognizes that children approach learning in different ways. It addresses the importance of how children learn, as well as what children learn. This is demonstrated by offering materials and/or experiences that address children’s different learning styles (e.g., visual, kinesthetic/active, auditory).
- At least three types of materials and/or experiences offer children varied levels of difficulty. Materials should be from different learning activities, for example, one from books, one from fine motor, and one from dramatic play.
- Materials in the interest centers must be considered easily accessible, allowing children to independently reach furnishings, equipment, and materials

Item 5: The daily schedule must include a minimum of 50 consecutive minutes of uninterrupted free choice. Materials in all required interest centers and/or play areas must be accessible for children to use for the entire uninterrupted free choice time period.

Clarifications:

- For programs open more than eight hours, the 50 consecutive minutes cannot be during the first or last two hours of program operation
- For programs open more than four hours per day, 50 consecutive minutes is required
- For programs open less than 4 hours per day, 30 consecutive minutes is required

- For programs with split schedules, the 50 consecutive minutes can be split into two segments of consecutive, uninterrupted time.
 - For example, if a program is open for two hours before school and three hours in the afternoon, the program can split the minutes by having 25 minutes in the morning and 25 minutes in the afternoon.

Note: When 50 minutes of free choice occurs outdoors, DAE can be earned if items 2 through 4 are met in the outdoor space where children are playing.

VERIFICATION

All classrooms/groups within a program must meet the requirements listed above. The Consultant will verify all items within this indicator in three randomly selected classrooms/groups.

If there are three or fewer classrooms/groups in the program, the Consultant must verify the requirements in every classroom/group.

The Consultant must verify the elements of a developmentally appropriate environment through observation. If more information is needed, lesson plans, schedules, and/or interviews may be used.

Element C: Business and Professional Practices

Out-of-school time programs that use effective business and professional practices are more likely to provide a high-quality learning environment, stay in business, and interact more sensitively with children and families.

Indicator: Budgeting/Record-Keeping/Payment Agreement

Good planning for any organization, including child care, includes budgeting and record-keeping. Budgeting provides a road map for implementing program goals and objectives. Thoughtful planning, accurate record-keeping, and continuous review is essential to effectively manage an early education program.

Programs must demonstrate the following:

Item 1: The program develops an annual line-item budget including the following:

- Projected and actual income and expenses for the current fiscal year, divided into line-items
 - A program budget must be in place for the current 12-month period, using whatever fiscal year the program has chosen (e.g., if the program is using a fiscal year from July to June, and it is October 2021, the Consultant will verify the budget from July 2021 to June 2022).
 - The budget can be shown in one page covering a 12-month period or can be separated into months or quarters.
- At least one item from the program's QIP must be identified in the budget (e.g., training is identified in the program's QIP and is also an expense in the line-item "continuing education" on the program budget).

Note: For an organization with several sites, each site will need to provide documentation of Item 1.

Item 2: The program reviews the budget annually and adjusts future annual budgets as necessary. A report of actual income and expenses divided into line-items for the previous fiscal year is available and was used to inform the current year's annual budget.

Item 3: The program demonstrates record-keeping practices that track income and expenses.

- The program tracks actual income and expenses on a monthly basis.

Item 4: A parent payment agreement must be signed and on file for all families that have a Wisconsin Shares Child Care Subsidy authorization with the program. The agreement must be present at the location where the child is receiving care. All parent payment agreements must be kept on file for three years after the child's last day of attendance. Programs can use DCF form 5224-E (<https://dcf.wisconsin.gov/files/forms/doc/5224.docx>) or create one of their own.

Forms must include:

- The price the program charges for monthly or weekly care
- The days and hours the program operates

- Any discounts or scholarships that are available to parents
- Any discounts or scholarships that the parent is receiving
- The parent's payment schedule
- The program's anticipated closure dates
- Payment expectations for the child's anticipated and unanticipated absences
- Payment expectations for the program's closure dates
- Parent procedures for termination of a child's enrollment
- Program procedures for termination of a child's enrollment

VERIFICATION

The Consultant will verify the following:

- The current 12-month line-item budget
- The QIP, to ensure that at least one item is also noted in the budget
- The previous 12-month budget with actual income/expenses noted
- Notation of when the budget was annually reviewed to inform the current budget
- Evidence of one month of tracking income and expenses

The program must provide physical copies of the necessary documents or have access to a digital copy of the budget for rating. Documents provided must be updated and completed for each rating year.

If the program has a child enrolled whose family is receiving a subsidy through the Wisconsin Shares Child Care Subsidy program, the Consultant will verify all required elements from one parent payment agreement. If there are no families in the program receiving subsidy, the Consultant does not have to verify a parent payment agreement.

Indicator: Family Engagement

Family engagement is an ongoing process that occurs through respectful and responsive relationship building between school-age staff and families. Quality family engagement occurs when programs offer opportunities for all families to be partners in their child's education. Family engagement is different from, but builds on, family involvement. Family involvement occurs when families participate in activities and take advantage of opportunities at their child's out-of-school time setting. This usually means that families attend meetings or special events a program offers. On the other hand, family engagement focuses on listening, welcoming ideas, and encouraging shared decision making. The goal of family engagement is to create partnerships, leading to stronger outcomes for children.

- 3 Star requirement: Programs must demonstrate how they meet **at least one practice** from each of the four items.
- 4 and 5 Star requirement: Programs must demonstrate how they meet **at least two practices** from each of the four items.

FAMILY ENGAGEMENT IN QRIS

Key Features of Family Engagement

<h3>Communication</h3> <ul style="list-style-type: none">• Respectful two-way exchange of information• Multiple ways to communicate are offered• Time is made to engage families meaningfully in conversations 	<h3>Family Needs and Feedback</h3> <ul style="list-style-type: none">• Family input guides program planning and policies• Program is adapted to meet the needs of children and families• Hiring practices of staff and volunteers reflect family's diverse backgrounds 
<h3>Collaborative Activities with Families</h3> <ul style="list-style-type: none">• Fathers are encouraged to participate in activities• Opportunities exist for staff and families to learn from one another• Volunteer opportunities match families' strengths, interests, and skills 	<h3>Community Resources and Family Support</h3> <ul style="list-style-type: none">• Families are connected to community resources• Support and planning around transitions is provided• Educational & developmental resources are offered for families to use at home 

Item 1: Communication

Quality family engagement includes a variety of practices that encourage communication between early childhood staff and families. Quality practices take into consideration each family's communication needs and preferences, building mutual respect and understanding.

Practice 1: Respectful two-way exchange of information

Examples:

- a. Efforts are made to communicate with children and families in their preferred language. Program can access linguistic supports as necessary
- b. A written philosophy supports communication as a way to develop program and family relationships
- c. Family handbooks are provided to families
- d. Families are invited to share what they know about their children

Practice 2: Multiple ways to communicate are offered

Examples:

- a. Regular written communication using multiple formats is available to families (e.g., social media, email, newsletters, calendar)
- b. Families' preferred methods of communication are used (e.g., face-to-face, email, phone, letter)
- c. Bulletin boards are maintained and updated with program information and events

Practice 3: Time is made to engage families in meaningful conversation

Examples:

- a. Staff schedules allow time for meaningful communication with families
- b. Initial intake or orientation meetings introduce families to the program
- c. Families are notified in advance when changes or transitions will occur (e.g., classroom/group changes, substitute group leaders, other events)

Item 2: Family Needs and Feedback

It is important that programs understand the needs and goals of the children and families they serve. Asking for, and using, family feedback allows the program to gather family perspectives and continuously improve. Feedback can be collected in a variety of ways (surveys, intake forms, comments, complaint submission processes, exit interviews, child and family strengths, and needs assessments) and must be used to inform program decisions, making the program more reflective of the children and families it serves.

Practice 1: Family input guides program planning and policies

Examples:

- a. Program has a written family feedback procedure explaining how feedback will be collected and used
- b. Program has a family advisory group with active family participation and/or families participate in program decision making
- c. Program completes the Strengthening Families Self-Assessment Checklist and findings are incorporated into program planning
- d. Families are invited to share concerns and collaborate with staff to find solutions
- e. Families are encouraged to participate in program evaluations/surveys AND programs demonstrate how the results impact their program decision making

Practice 2: Program is adapted to meet the needs of children and families

Examples:

- a. Family strengths and needs assessments are completed, and a plan for utilizing information gathered is established
- b. Program conducts child assessments and shares results with families in a manner that invites and considers the parent's perspective
- c. Meetings and events are determined by family schedules and needs
- d. Program collaborates with parents to create and incorporate individual written educational and developmental goals for the child and family
- e. Family choice and decision making are promoted

Practice 3: Hiring practices of staff and volunteers reflect families' diverse backgrounds

Examples:

- a. Program can demonstrate that there are racial, ethnic, and cultural similarities between program staff/volunteers and the children/families enrolled
- b. Program uses positive images of diversity on its social media/website and diversity-related cues (equal opportunity employer statement, link to program's diversity policy) in job postings

Item 3: Collaborative Activities with Families

Families feel engaged when they are provided with multiple opportunities to meaningfully participate in their child's care and education. Programs can offer activities that help to create partnerships with parents to promote healthy child development and family connections.

Practice 1: Families are encouraged to participate in activities

Examples:

- a. Participation of fathers or male role models for a child is encouraged and the program acknowledges that fathers/males can be equally knowledgeable caretakers
- b. Extended family members are invited to participate in program activities acknowledging the various family members that support and care for children

Practice 2: Opportunities exist for staff and families to learn from one another

Examples:

- a. Program offers opportunities for families to share knowledge about their child (e.g., interests, approaches to learning, the child's developmental needs, and the family's concerns and goals for their children)
- b. Regular parent/Group Leader conferences encourage sharing between the Group Leader and the family
- c. Activities encourage the development of parent confidence and competence
- d. Family traditions are shared in classrooms and family photos are displayed
- e. Diversity is reflected in images and languages included on posters, signs, and other program materials
- f. Frequent family participation in the program is encouraged. To ensure that all enrolled families are able to participate in some opportunities, they are flexibly scheduled in consideration of families' employment/education schedules, language preferences, cultural practices, and holiday and religious commitments.
- g. Program facilitates social networking and collaborative opportunities between families

Practice 3: Volunteer opportunities match families' strengths, interests, and skills

Examples:

- a. Program encourages parent volunteer opportunities reflective of the strengths, interests, and skills of each family (with attention given to family capacity and time)
- b. Program facilitates family activities that demonstrate consideration for their needs and interests

Item 4: Community Resources and Family Support

School-age staff can be a critical link between families and community resources. Program staff can fully support families by providing information around community resources that meet their unique needs.

Practice 1: Families are connected to community resources

Examples:

- a. Community resource list is developed and shared
- b. Program identifies and engages community partners
- c. Relationships with public and community-based services are developed (e.g., health, school districts, social service agencies)
- d. Program has a family resource center area and/or staff provides consultations that include parenting and community service information
- e. Program navigates resources for families, links them to family supports, and provides direct advocacy (e.g., helps make initial phone calls for families, attends IEP's, etc.)

Practice 2: Support and planning around transitions is provided

Examples:

- a. Program plans field trips to future 4K classrooms
- b. Group Leader has a parent meeting to discuss the transition plan for the child to move to a new classroom/group or program
- c. Families are offered direct support resources such as transportation

Practice 3: Educational and developmental resources are available to families

Examples:

- a. Educational workshops and trainings are offered to families (e.g., information workshops, career workshops, education meetings, parent training)
- b. Training, education, and/or support is provided to families to prepare them to advocate and exercise their rights and responsibilities concerning the education of their children
- c. Program shares child development information across all Wisconsin Model Early Learning Standards (WMELS) domains
- d. Program provides resources for extending learning experiences into the home
- e. Program includes home visitation services that include family caregivers and the child

VERIFICATION

Consultants may observe the practices being implemented or the program may show evidence of how they are meeting (or met within the past 12 months) the intent of a practice under an item. Examples of evidence could include:

- Program policies or philosophy
- Meeting agendas
- Staff/family handbook
- Job descriptions
- Documentation of referrals
- Partnership agreements
- Event flyers
- Schedules, emails, newsletters, text messages
- Introduction and exit surveys
- Communication logs
- Translation services
- Materials for diverse family structures
- Written communications

Element D: Health and Well-Being

Children need access to daily physical activity and nutritious meals and snacks to help them develop lifelong healthy habits. Out-of-school time settings are a key place to continue building these habits.

Indicator: Healthy Nutrition and Physical Activity

Out-of-school time programs can learn more about how to improve their nutrition and physical activity practices by using a self-assessment tool and developing a quality improvement plan specific to nutrition and physical activity.

Programs must demonstrate all the following:

Item 1: Complete a YoungStar-approved nutrition and/or physical activity self-assessment tool(s). Seventy-five percent (75%) of Group Leaders and the Site Supervisor/Director must have reviewed/contributed to the self-assessment. This can be demonstrated with a document signed by each staff member. The self-assessment must have been completed within the past 12 months, and not used for a previous rating. Self-assessments should match the age of the majority of children in care. Multiple self-assessments can be used if desired. Self-assessments help programs become aware of their strengths and areas for improvement.

Self-Assessment Options:

- 48 - 60 Months
 - Nutrition and Physical Activity Self-Assessments for Child Care (Go NAPSACC¹)
- <https://gonapsacc.org/self-assessment-materials>
 - Child Nutrition
 - Infant & Child Physical Activity and Outdoor Play & Learning
 - Farm to ECE
- School-Age
 - Active OST (Out of School Time) Healthy Bites Assessment
(Link to Assessment available from Technical Consultant)
 - Farm to OST Program Self-Assessment
(Assessment available from Technical Consultant)

Item 2: Develop a Quality Improvement Plan (QIP) based on the results of the completed nutrition and/or physical activity self-assessment. The nutrition and/or physical activity QIP can be added to the program's overall QIP, rather than creating an additional form. The QIP must have been developed within the past 12 months and include:

- At least three specific goals that strengthen the program's nutrition and/or physical activity policies and/or practices

¹Ward D, Morris E, McWilliams C, Vaughn A, Erinosh T, Mazzuca S, Hanson P, Ammerman A, Neelon S, Sommers J, Ball S. (2014). Go NAPSACC: Nutrition and Physical Activity Self-Assessment for Child Care, 2nd Edition. Center for Health Promotion and Disease Prevention and Department of Nutrition, University of North Carolina at Chapel Hill.

- Action steps to meet the identified goals
- Timeline for completion of the goals
- Persons responsible for accomplishing the goals

Item 3: If the program allows meals, snacks or beverages to be brought from home, the program has a policy which states the program will supplement the meals, snacks and beverages if they do not meet the guidelines established by the Child and Adult Care Food Program (CACFP).

Item 4: Programs having met this requirement in the past must also demonstrate progress on at least one nutrition and/or physical activity goal from the previous quality improvement plan.

VERIFICATION

The Consultant will verify that an approved nutrition and/or physical activity self-assessment has been completed within the past 12 months with reviews/contributions from the Site Supervisor/Director and at least 75% of Group Leaders, demonstrated by a document signed by all staff who have reviewed or contributed.

The Consultant will verify that the program has a nutrition and/or physical activity focused QIP, including areas of strength, three areas of improvement, and action plans for each area of improvement. (This does not have to be an additional QIP and can be added to the program's overall QIP.)

For programs that have not met this requirement in previous years, the Consultant will verify that the QIP was developed based on the results of the self-assessment that was completed within the last 12 months.

For programs that have met this requirement in previous years, the Consultant will verify the program has made progress on at least one nutrition and/or physical activity goal from the previous quality improvement plan.

Congratulations!

Now that you've taken steps to improve your program's quality, let's think about what comes next.

1. Celebrate the accomplishments you've made so far!
2. Consider additional high-quality practices you could implement along your path of continuous quality improvement.
3. Introduce your staff to the Environment Rating Scale tool(s) that fits your program.
4. Your Consultant is a valuable early childhood resource – Stay in Touch!
5. Visit <https://www.dcf.wisconsin.gov/youngstar/providers>



Additional Requirements for 4 and 5 Star Ratings

Indicator: Environment Rating Scales (ERS)

- 4 Star requirement: ERS program average score of 4.00
- 5 Star requirement: ERS program average score of 5.00

VERIFICATION

An ERS observer will observe the required classroom/group(s) during an identified 4-week period. At least one classroom/group from each age group (ages 4 up to age 5, and ages 5 and older) will be observed.

Classrooms/groups will be randomly selected on the day of the observation.

Indicator: Employment Policies and Procedures - Required for 4 and 5 Stars

Employment policies and procedures are an important part of any out-of-school time program. They provide direction for overall program management, support the well-being and professionalism of staff, and lead to high levels of quality care.

Programs must demonstrate the following:

Staff must be aware of the existence of, and have access to, a written copy of each policy and/or procedure listed below within one business day of request.

Programs must have ALL the following:

1. Hiring Policy

A hiring policy exists that explains how the program consistently recruits, interviews, and selects employees. It outlines the process, as well as the person(s) responsible for each task. Programs use one or more resources that provide guidance for best practices in hiring, e.g., asking appropriate interview questions, checking past employment references.

2. Job Descriptions and Policy

The job description policy states that staff will receive a job description upon hire. In addition, the program has written job descriptions with clear expectations and responsibilities for each position within the program.

3. Salary/Wage Scale Policy

A salary/wage scale - which is used to determine the starting wage or salary of an employee, and the factors that make up an employee's ability to earn an increase - is made available to all staff. The salary/wage scale must include at least three factors used to determine an employee's **starting wage** (e.g. education, Wisconsin Registry Level, years of experience, job title, and/or specialized training (e.g., After School and Youth Development Credential)). Actual wages do not have to be listed.

The salary/wage scale must also include at least one additional factor used to determine when an **increase to an employee's salary/wage** will be made (e.g., a cost of living adjustment, years of service, high performance on annual review, and/or additional training).

Note: The individual program determines starting wages for each level of the salary/wage scale, as well as the factors that allow for increases to be earned.

4. Performance Evaluation Policy

A program's performance evaluation policy explains that the annual evaluation process includes a self-evaluation, as well as an evaluation from the direct supervisor. Criteria for evaluating staff performance are different for each position and align with the responsibilities in each job description. Group Leaders and Directors who have been employed for 90 days or more must have a written performance evaluation on file. Each evaluation must include a self-evaluation, as well as an evaluation done by the direct supervisor. All evaluations are kept confidential.

Note: If the Director reports to a Board of Directors, Program Owner, or other higher entity, the evaluation of the Director is completed by the higher entity. If the Director is also the Program Owner and there is no Board of Directors or other supervisor in place, the Director only needs to complete a self-evaluation.

Note: If a program is in its first year of operation, annual performance evaluations are not required. However, the program will have written performance evaluations for Group Leaders and Site Supervisors/Directors who have been employed for more than 90 days.

5. Staff Disciplinary Policy and Procedures

The staff disciplinary policy and procedures must describe a program's behavior expectations for staff and the consequences for unacceptable behaviors. The written disciplinary policy details the following:

- Behaviors that are subject to disciplinary action
- Consequence(s) for violations (including more severe consequences for repeated violations)
- Timeframe for notification of a violation
- How disciplinary action is done in private between the employee and supervisor
 - A broad program confidentiality policy is accepted if it includes a statement specific to disciplinary action with staff

6. Grievance Policy and Procedures

The program's grievance policy and procedures describe the process an employee will use if they disagree with the program's actions and/or decisions. The written grievance policy explains:

- Who a staff person should notify in the case of a grievance
- How the grievance should be reported
- How the grievance will be evaluated

VERIFICATION

The Consultant will review all documents containing information about the six listed employment policies and procedures, including the employee handbook, job descriptions, and performance evaluations, along with any additional materials requested by the Consultant. This will include confidential review of at least 25% of randomly selected Group Leaders' and the Site Supervisor's/Director's completed evaluations for the most current year.

Indicator: Strategic Planning around Staff Retention - Required for 5 Stars

A strategic planning process that is focused on improving the workplace is essential in a high-quality program, because a positive working environment leads to high-quality programming and improved staff retention. Educators who have supportive and responsive work environments more effectively work with school-age children and their families and are more likely to remain at the program.

Programs must demonstrate the following:

Item 1: The program director/administrator must have read one of these resources:

- *Model Work Standards* – 2019 or previous edition – Center for the Study of Child Care Employment
- <https://cscce.berkeley.edu/publications/report/creating-better-child-care-jobs-model-work-standards/>
- *Blueprint for Action: Achieving Center-Based Change Through Staff Development* – Paula Jorde Bloom
- *Program Administration Scale (PAS)* – Teri N. Talan and Paula Jorde Bloom
- *A Great Place to Work* – Paula Jorde Bloom, Ann Hentschell, and Jill Bella

Item 2: The program must have held a strategic planning meeting focused on improving the working environment with at least 75% of staff in attendance. The meeting must have included opportunities for all staff to participate. A written agenda and meeting notes are required for verification.

Item 3: At least one goal and an action plan have been developed with all staff having had an opportunity to provide input. The goal and action plan must:

- Identify how the work environment will be improved
- Identify who is responsible for implementing each part of the action plan
- List next steps that may be required

Item 4: Programs having met this indicator in the previous rating year must show evidence of progress on at least one goal from the previous rating year. There must also be evidence that staff provided feedback on evaluating the progress made toward the goal.

VERIFICATION

The Consultant will interview the program director to learn which resource has been read and to understand the strategic planning process. The following documentation will be required:

- Meeting attendance records, including the date of the meeting(s) and who attended
- Identified goal(s) and action plan
- Evidence of the participatory process (e.g., survey)
- Progress on previous years goal, if applicable

High-Quality Practices

Using research completed by the University of Wisconsin – Madison, Institute for Research on Poverty, seven High-Quality Practices have been identified that are most closely linked to improved child outcomes:

1. Curriculum Aligned with WMELS/SACF
2. Individual Child Portfolios
3. Intentional Planning to Improve Child Outcomes
4. Developmental Screening
5. Tracking Child Outcomes
6. Social Emotional/Inclusion Training
7. *Strengthening Families Through Early Care and Education with Mandated Reporter Training*

To earn a **4 Star rating**, programs must demonstrate at least **4 of the 7** High-Quality Practices.

To earn a **5 Star rating**, programs must demonstrate at least **5 of the 7** High-Quality Practices.

High-Quality Practice 1

Curriculum Aligned with Wisconsin Model Early Learning Standards (WMELS)/ School-Age Curricular Framework (SACF)

The WMELS and SACF are frameworks that guide decisions about what and how to teach children and, in the WMELS, what order skills and behaviors are built. The WMELS are supported by evidence-based practices and provide developmental expectations including what children should know and be able to do as they develop. Aligning curriculum with the WMELS and/or SACF ensures that programs are providing opportunities for children to grow in all areas of development. Neither the WMELS nor the SACF is a curriculum or an assessment tool.



To meet the requirements of this High-Quality Practice, programs must demonstrate the following:

1. Lesson plans reflect the WMELS five domains and/or SACF* nine content areas
 - * All SACF content areas do not have to be addressed each day. The program determines how many times per week each area will be addressed. These guidelines should be included in the parent handbook, employment policies, and/or staff training materials.
2. Goals/learning objectives for the whole group or individual children are documented on, or as an attachment to, lesson plans, activity plans or individual child learning plans
3. Developmentally appropriate learning materials, activities, and experiences are selected and used to help individual children and/or the whole group of children reach their goals/learning objectives
4. Information about the WMELS/SACF is communicated to families using two or more of the following:
 - Posters
 - Parent handbook
 - Family conferences
 - Newsletter
 - Family orientation materials

VERIFICATION

The Consultant will verify all items within this indicator in three randomly selected classrooms/groups. If there are three or fewer classrooms/groups in the program, the Consultant must verify the requirements in every classroom/group. The Consultant will review lesson plans and goals from the last consecutive four weeks, as well as parent communication.

5. Goals/learning objectives for each individual child must be updated and/or added to the portfolio each month. Each goal/learning objective needs to be dated with the month and year.

Note: For summer-only school-age children, goals/learning objectives must be updated and/or added to every six weeks.

6. When a child has mastered a goal/learning objective, the portfolio must contain supporting evidence.

Note: Documentation for school-age children can include the enrollment inventory:

- <https://dcf.wisconsin.gov/files/youngstar/pdf/enrollmentinventory.pdf>

VERIFICATION

Verification of this indicator will include review of portfolios for 25% of randomly selected, regularly attending children from three randomly selected classrooms/groups. Children in regular attendance are those attending at least 50% (up to 40 hours per week) of the time the program is open for that age group. If there are three or fewer classrooms/groups in the program, the Consultant must verify portfolios for 25% of the children in every classroom/group.

Note: If programs send portfolios home with families, the process must be explained in the parent handbook, including approximate dates for when portfolios are sent home. The Consultant will verify that new portfolios are being created for the new group of children.

High-Quality Practice 3

Intentional Planning to Improve Child Outcomes

Early childhood assessment practices help educators communicate important growth and development milestones to families. Additionally, with information from individual assessments, educators can intentionally plan how they will best support children as they grow. When educators use assessment data to make decisions about the materials, experiences, and activities they provide, the environment becomes more supportive of the developmental needs of each child. A program should use documentation, including work samples, anecdotal notes, developmental checklists, and photographs (items found in the child's portfolio) to inform their formal assessment.

To meet the requirements of this High-Quality Practice, programs must demonstrate the following:

1. All classrooms/groups use an ongoing child assessment tool to assess individual children. The following are required:
 - A formal assessment is completed for each child at least two times per year (or the frequency recommended for the tool)

Note: For summer-only school-age children: A formal assessment is completed for each child at least once every twelve weeks (or the frequency recommended for the tool)

- The specific date each assessment was completed for each child is noted
 - The assessment tool must include the use of a developmental continuum (showing the progression of development from birth to at least 5, corresponding to the ages of children in care)
 - The assessment tool is aligned with the WMELS and/or the SACF
 - Assessments that are designed by the program may be used if they are developmentally appropriate and meet the above requirements. The Consultant will determine if the assessment meets the requirement.
2. Group Leaders are trained on the program's chosen assessment tool (e.g., attending a training, reading a book, watching a video, or training from within the program)
 3. Group Leaders monitor individual child development through (at least) a monthly review of progress, documented in an assessment summary. An assessment summary is a brief written description of the child's progress after reviewing collected documentation, goals, and developmental checklists. The summary is used to set the next goal/learning objective for the child.
 4. Children's daily activities, experiences, and material choices are individualized and linked to assessment data
 5. Assessment data is shared with families preferably during conferences. If families are unable to participate in conferences, a signed form on file acknowledges assessment data was shared and that the program attempted to contact the family.

VERIFICATION

Verification of this indicator will include review of assessment documentation for 25% of randomly selected, regularly attending children from three randomly selected classrooms/groups. Children in regular attendance are those attending at least 50% of the time (up to 40 hours per week) the program is open for that age group. If there are three or fewer classrooms/groups in the program, the Consultant must verify assessment documentation for 25% of the children in every classroom/group.

Documentation required includes:

- Lesson plans: most recent consecutive four weeks of documentation
- Family meeting and/or refusal to meet form
- Completed assessments/developmental milestone checklists/portfolios – including dates for frequency of documentation
- Consultant interview with the Group Leader to understand the following:
 - How the Group Leader was trained on the assessment tool
 - The classroom process for conducting assessments
 - The frequency of child assessment
 - How the Group Leader uses assessment data to inform goal setting and planning

High-Quality Practice 4

Developmental Screening

The ongoing use of a developmental screener or inventory tool provides families and educators with a snapshot of a child's interests and development. A developmental screener or inventory tool provides point-in-time information about a child but is not a tool to measure progress over time. One purpose of a developmental screener is to identify children who may benefit from further assessment and may have a possible need for early intervention services.

To meet the requirements of this High-Quality Practice, programs must demonstrate the following:

1. A developmental screener or inventory tool that matches the ages of children served is used in all classrooms/groups. Developmental screeners or inventory tools are intended to be completed by families. Tools that can be used include:
 - Ages and Stages Questionnaires – 3 (ASQ-3) (available for 48 months - 60 months)
 - If using the ASQ:SE, the program must also use the ASQ-3 to earn this practice
 - Parents' Evaluation of Developmental Status (PEDS) (available for 4 years – 7 years 11 months)
 - YoungStar School-Age Enrollment Inventory
 - <https://dcf.wisconsin.gov/files/youngstar/pdf/enrollmentinventory.pdf>
2. Site Supervisor/Director, or identified staff is trained (e.g., read a book, watched a video, or attended a training) on the developmental screening/inventory tool used in the program.
3. A completed developmental screening or inventory tool, from the most recent 12 months, is on file for all regularly attending children that have been enrolled in the program for 45 days or longer. If any family chooses not to complete a screener and/or inventory tool, a signed waiver is on file for the child.

Note: A sample screening waiver can be found here:

- <https://dcf.wisconsin.gov/files/youngstar/pdf/samplescreeningwaiver.pdf>

4. The parent handbook includes a policy stating that developmental screening opportunities are offered annually to all families or more often if recommended by the tool.
5. Program provides referrals and resources to families as needed.
6. Developmental screenings/child inventories are reviewed by the program staff and findings are discussed with families.
7. A developmental screener/inventory tool is completed at least annually.

VERIFICATION

Verification of this indicator will include review of screening/inventory tool (or waiver) documentation for 25% of randomly selected, regularly attending children from three randomly selected classrooms/groups. Children in regular attendance are those attending at least 50% (up to 40 hours per week) of the time the program is open for that age group. If there are three or fewer classrooms/groups in the program, the Consultant must verify screening/inventory tool (or waiver) documentation for 25% of the children in every classroom/group.

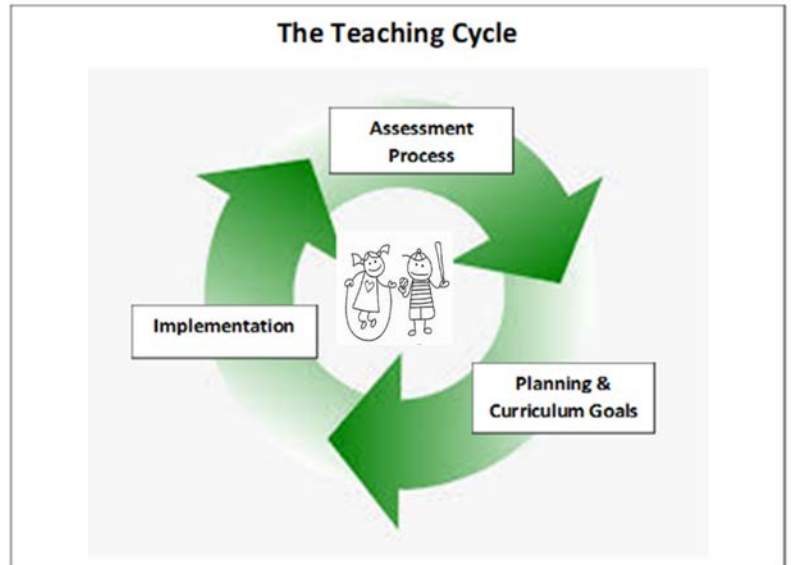
A certificate of attendance for training will be verified or the Consultant can interview the program staff to verify understanding of the tool.

The Consultant will interview the Site Supervisor/Director for verification on how referrals and resources are provided and how information is shared with families. The Consultant will review the developmental screening/inventory practice policy for frequency of use or verify that there are at least annual completed screeners/inventory tools/waivers on file for each child.

High-Quality Practice 5

Tracking Child Outcomes

The teaching cycle outlines the process educators use to help them determine the next steps in promoting a child's development. Using ongoing assessment data collected in a child's portfolio, along with formal assessment data, a Group Leader can establish individual child and program goals. With the goals in mind, materials and experiences are chosen for the learning environment (intentional planning) allowing the child opportunities to practice or work on the goal within the playful, natural environment. The Group Leader repeats the cycle by observing what the child does when given the opportunity to use these materials and have these experiences. The Group Leader then documents or tracks the child's outcomes. An intentional tracking system allows the program to document the growth of each child, indicating the progress that has been made over time related to the knowledge, skills, and dispositions that children demonstrate.



Note: This High-Quality Practice can only be earned if the program also meets the requirements for the Intentional Planning and Child Portfolios practices. This practice may not be earned if the program has not yet completed assessments for the first time.

To meet the requirements of this High-Quality Practice, programs must demonstrate the following:

1. Site Supervisor/Director and Group Leaders can explain how child outcomes are tracked.

Note: Examples of outcome tracking forms can be found here:

- <https://dcf.wisconsin.gov/youngstar/providers/resources>

2. Program demonstrates that it has been tracking child outcomes for at least six months and has the following documentation:
 - A recent (completed within the last 12 months) assessment that has been completed for each child
 - Goals/learning objectives that are reflective of assessment data
 - Lesson plans that include activities/experiences/materials that relate to child goals
 - Portfolio observations that include documentation of child meeting or making efforts towards a goal
 - Outcomes tracked using a child outcomes form

VERIFICATION

All classrooms must be able to document at least six months of tracking child outcomes for every child in regular attendance. Children in regular attendance are those attending at least 50% of the time (up to 40 hours per week) the program is open for that age group.

Verification of this indicator will include review of the most recent consecutive four weeks of documentation (lesson plans, activity plans, or individual child learning plans) for 25% of randomly selected children who are in regular attendance from three randomly selected classrooms/groups. If there are three or fewer classrooms in the program, the Consultant must verify the tracking of child outcomes for 25% of regularly attending children in every classroom/group. For the classrooms selected, the Consultant will also verify that the most recent four weeks of documentation (lesson plans, activity plans or individual child learning plans) reflect individual child assessments and portfolios for the children listed on the lesson plans, activity plans or individual child learning plans selected.

Summer-only school-age: To earn this indicator, programs must be able to demonstrate the tracking of at least six weeks of child outcomes. The program may demonstrate this by showing the previous year's information combined with the current year's information.

High-Quality Practice 6

Social Emotional/Inclusion of Children with Special Needs Training



The development of healthy social and emotional skills is critical to a child's success throughout their education and into adulthood. A child's ability to get along with others, use impulse control, identify emotions in themselves and others, follow directions, and solve-problems begins at birth and continues throughout the early childhood years, when rapid brain development is occurring. Within the context of relationships with nurturing adults and peers, these skills are developed with intentional teaching of social and emotional competencies.

Including children with special needs in a program's activities and daily routines is important for the development and success of all children.

Inclusion helps to create a sense of belonging, creates positive social relationships, and helps children understand how differences make each child unique and important.

High-quality training focused on the use of evidence-based strategies in these two areas allows educators to enhance their practices.

To meet the requirement of this High-Quality Practice, programs must demonstrate the following:

4 Star requirement – 50% of classrooms/groups have a Group Leader listed on the Wisconsin Registry Program Profile that has completed at least one of the Wisconsin Registry-verified social emotional/inclusion trainings listed below.

5 Star requirement – The Site Supervisor/Director **and** 100% of classrooms/groups have a Group Leader listed on the Wisconsin Registry Program Profile that has completed at least one of the Wisconsin Registry-verified social emotional/inclusion trainings listed below.

- 3 or more college credits around inclusion
- Wisconsin Pyramid Model for Social and Emotional Competence (24 hours)
- Wisconsin Pyramid Model for Social and Emotional Competence Infant/Toddler (24 hours)
- Wisconsin Pyramid Model e-Modules with Reflective Coaching (24 hours)
- Wisconsin Pyramid Model e-Modules with Reflective Coaching – Preschool (24 hours)
- 15 or more hours of training in Positive Behavior Intervention and Supports (PBIS)
- 15 or more hours of training in Guiding Children's Behavior in School-Age Care
- 12 or more hours of training in Tribes® TLC
- 24 or more hours of YoungStar-approved, non-credit training on social emotional competencies, inclusive practices, serving children with disabilities, and children with special health needs

Note: A complete list of YoungStar-approved, non-credit training can be found at:

- <https://dcf.wisconsin.gov/youngstar/providers/resources>

VERIFICATION

Director and staff training is verified through the Wisconsin Registry Program Profile. When more than one staff person (e.g., Group Leader Morgan and Assistant Group Leader Regan) is listed in a classroom/group in the Program Profile, the training of all classroom/group staff is considered. Staff can be listed in the Program Profile if they are working with the assigned classroom/group for at least 50% of the time the classroom/group is open (up to 40 hours per week). Group Leader training will be counted for staff listed as any of the following in the Program Profile: "Other Teacher," "Group Leader," "Assistant Teacher."

High-Quality Practice 7

Strengthening Families Through Early Care and Education with Mandated Reporter Training

Strengthening Families is a research-informed approach to increasing family strengths, enhancing child development, and reducing the likelihood of child abuse and neglect. The five protective factors guide educators in understanding how to engage programs, families, and communities in building supports for children and families.

To meet the requirement of this High-Quality Practice, programs must demonstrate the following:

- 50% of classrooms/groups have a Group Leader listed on the Wisconsin Registry Program Profile that has completed at least one of the Wisconsin Registry-verified trainings listed below:
 - *Strengthening Families Through Early Care and Education with Mandated Reporter*
 - *Strengthening Families Through Early Care and Education with Mandated Reporter Online* (Wisconsin)
 - Family Services Credential
 - *Touchpoints Birth to Three: Your Child’s Emotional and Behavioral Development*

Note: A complete list of YoungStar-approved, non-credit training can be found at:

- <https://dcf.wisconsin.gov/youngstar/providers/resources>

VERIFICATION

Staff training is verified through the Wisconsin Registry Program Profile. When more than one staff person is listed in a classroom/group in the Program Profile, the training of all classroom/group staff is considered. Staff can be listed in the Program Profile if they are working with the assigned classroom/group for at least 50% of the time the classroom/group is open (up to 40 hours per week). Group Leader training will be counted for staff listed as any of the following in the Program Profile: “Other Teacher,” “Group Leader,” “Assistant Teacher.”

Congratulations!

Now that you've taken steps to improve your program's quality, let's think about what comes next.

1. Celebrate the accomplishments you've made so far!
2. Utilize your Quality Improvement Plan and ERS report(s) to continue making progress toward your program goals!
3. Consider implementing additional High-Quality Practices.
4. Stay in touch with your YoungStar Consultant! They are a valuable early childhood resource.

Visit: <https://www.dcf.wisconsin.gov/youngstar/providers>

